

# THE WAGERTALK

## 2022 WNBA GUIDE



Prepared by Ralph Michaels • [@CalSportsLV](#)

- Includes a team-by-team schedule guide
- Returning Production with Ranks in Six Categories
- 5Y SU, ATS, & O/U records Overall, Home & Away
- Rosters with Stats for Returning and Lost Players
- Stats for Players Acquired this Season plus the Draft

### 2022 WNBA CHAMPIONSHIP ODDS

From Fanduel & DraftKings on Thursday April 21st

Las Vegas Aces	+350
Connecticut Sun	+400
Chicago Sky	+400
Seattle Storm	+550
Phoenix Mercury	+550
Minnesota Lynx	9-1
Washington Mystics	18-1
New York Liberty	22-1
Los Angeles Sparks	40-1
Dallas Wings	45-1
Atlanta Dream	80-1
Indiana Fever	80-1

Las Vegas Aces	+350
Connecticut Sun	+350
Chicago Sky	+450
Seattle Storm	5-1
Phoenix Mercury	6-1
Minnesota Lynx	10-1
Washington Mystics	20-1
New York Liberty	30-1
Los Angeles Sparks	30-1
Dallas Wings	70-1
Atlanta Dream	100-1
Indiana Fever	100-1

# The 2021 WNBA SEASON

2021 TEAM STATS	POINTS PER GAME						REBOUNDS PER GAME						OFFENSE						DEFENSE			
	Diff	rnk	Off	rnk	D	rnk	Diff	rnk	Team	rnk	Opp	rnk	FG%	rnk	3pt%	rnk	FT%	rnk	FG%	rnk	3pt%	rnk
Connecticut Sun	9.8	#1	79.7	#8	69.9	#1	9.3	#1	36.6	#2	27.3	#1	44.4%	#5	35.6%	#4	81.6%	#6	40.9%	#1	31.0%	#2
Las Vegas Aces	9.1	#2	89.3	#1	80.2	#5	3.7	#2	38.6	#1	34.9	#5	47.2%	#1	37.5%	#2	81.9%	#5	41.5%	#2	30.6%	#1
Seattle Storm	4.4	#3	84.8	#2	80.4	#6	0.7	#7	35.6	#5	34.9	#7	45.0%	#4	38.0%	#1	83.9%	#2	43.1%	#6	34.0%	#6
Minnesota Lynx	4	#4	82.7	#4	78.7	#3	2.4	#4	34.9	#6	32.5	#2	45.8%	#2	34.0%	#8	83.7%	#3	42.4%	#5	34.6%	#8
Phoenix Mercury	2.6	#5	82.1	#5	79.5	#4	1.3	#5	36.2	#3	34.9	#6	45.0%	#3	34.6%	#6	79.8%	#10	41.7%	#3	32.2%	#3
Chicago Sky	1.4	#6	83.3	#3	81.9	#8	-1	#8	34.9	#7	35.9	#8	44.1%	#6	34.3%	#7	84.5%	#1	43.3%	#7	35.2%	#9
Dallas Wings	-0.6	#7	81.1	#6	81.7	#7	2.5	#3	36.1	#4	33.6	#4	42.0%	#8	35.4%	#5	82.9%	#4	44.9%	#9	33.9%	#5
Washington Mystics	-3.8	#8	79.8	#7	83.6	#9	-3.5	#10	33.3	#11	36.8	#10	41.0%	#12	32.8%	#10	80.8%	#8	46.3%	#12	37.6%	#11
Los Angeles Sparks	-4.3	#9	72.8	#12	77.1	#2	-9	#12	29.3	#12	38.3	#12	41.1%	#11	33.5%	#9	76.6%	#11	41.9%	#4	34.3%	#7
Atlanta Dream	-5.6	#10	78.7	#9	84.3	#10	-4.2	#11	34.1	#9	38.3	#11	41.7%	#10	31.0%	#11	72.0%	#12	45.7%	#10	38.6%	#12
New York Liberty	-7	#11	78.5	#10	85.5	#12	-3.3	#9	33.3	#10	36.6	#9	42.8%	#7	36.2%	#3	81.3%	#7	43.8%	#8	33.3%	#4
Indiana Fever	-9.8	#12	75.3	#11	85.1	#11	0.9	#6	34.3	#8	33.4	#3	41.7%	#9	28.4%	#12	80.0%	#9	45.9%	#11	37.2%	#10

LEAGUE AWARDS	
Most Valuable Player	Jonquel Jones
Defensive Player of the Year	Sylvia Fowles
Most Improved Player	Brianna Jones
Rookie of the Year	Michaela Onyenwere

ALL WNBA TEAMS	
1st Team	2nd Team
Skylar Diggins-Smith	Tina Charles
Brittney Griner	Sylvia Fowles
Jonquel Jones	Arike Ogunbowale
Jewell Loyd	Courtney Vandersloot
Breanna Stewart	A'ja Wilson

All-Rookie Team	Sixth Woman of the Year
Charli Collier	Kelsey Plum
Dana Evans	
Aari McDonald	
Michaela Onyenwere	
DiDi Richards	

All-Star Game Rosters	
Team WNBA	USA Women
DeWanna Bonner	Ariel Atkins
Liz Cambage	Sue Bird
Kahleah Copper	Tina Charles
Dearica Hamby	Napheesa Collier
Brianna Jones	Skylar Diggins-Smith
Jonquel Jones	Sylvia Fowles
Betnijah Laney	Chelsea Gray
Arike Ogunbowale	Brittney Griner
Candace Parker	Jewell Loyd
Satou Sabally	Breanna Stewart
Courtney Vandersloot	Diana Taurasi
Courtney Williams	A'ja Wilson

ALL DEFENSIVE TEAMS	
1st Team	2nd Team
Sylvia Fowles	Ariel Atkins
Briann January	Brittney Griner
Jonquel Jones	Brianna Jones
Brittney Sykes	Breanna Stewart
Brianna Turner	Jasmine Thomas



**THE 2021 WNBA PLAYOFFS**

1st round	Chicago beats Dallas (1-0)
1st round	Phoenix beats New York (1-0)
2nd round	Chicago beats Minnesota (1-0)
2nd round	Phoenix beats Seattle (1-0)
Semifinals	Chicago beats Connecticut (3-1)
Semifinals	Phoenix beat Seattle (3-2)
Finals	Chicago beats Phoenix (3-1)

**CHAMPIONS**  
CHICAGO SKY WIN 3-1



**Ralph Michaels**

**#1 NBA win% at WagerTalk this season**

**#1 WNBA win% & profit at WagerTalk the last two seasons!**

**SAVE \$50 and PAY ONLY \$299 for the Entire WNBA season plus the expanded Play-offs!**

**That's over TEN WEEKS of the regular season PLUS the new expanded playoffs (round #1 is now best of 3, round #2 and the Finals are both best of 5)**

**Head to [wt.buzz/rm](http://wt.buzz/rm) and lock in the Early Bird price**



# TABLE OF CONTENTS

## WAGERTALK

Cover - FanDuel and DraftKings Championship Odds

Pg 2 - A lookback as the 2021 WNBA season

Pg 3 - Table of Contents

Pg 4 - Team versus team records for the last 4 seasons

Pg 6 - The 2022 WNBA Draft plus the 2021 Draft team-by-team

Pg 8 - 2022 Returning Production in six categories

Pgs 10-11 - Atlanta Dream team pages

Pgs 12-13 - Chicago Sky team pages

Pgs 16-17 - Connecticut Sun team pages

Pgs 18-19 - Dallas Wings team pages

Pgs 20-21 - Indiana Fever team pages

Pgs 22-23 - Las Vegas Aces team pages

Pgs 24-25 - Los Angeles Sparks team pages

Pgs 26-27 - Minnesota Lynx team pages

Pgs 28-29 - New York Liberty team pages

Pgs 30-31 - Phoenix Mercury team pages

Pgs 32-33 - Seattle Storm team pages


Pgs 34-35 - Washington Mystics team pages



# MORE GREAT REASONS TO VISIT WAGERTALK

## \$9 MONDAYS

EACH AND EVERY MONDAY  
GET DAILY PICKS AND  
PACKAGES FOR JUST \$9.  
THIS INCLUDES ANY  
5% TOP PLAYS NORMALLY  
PRICED AT \$35!




## TWO DOLLAR TUESDAYS

TUESDAY IS ALWAYS TWO  
DOLLAR TUESDAY AND  
YOU CAN GET THE BEST  
BET FROM WAGERTALK'S  
HOTTEST HANDICAPPER  
FOR JUST \$2.00!




**CHECK OUT OUR NEW DEALS PAGE - [wt.buzz/deals](https://wt.buzz/deals)**




HOME DEALS EXPERTS BUY PICKS PICK YOUR TEAM FREE PICKS YESTERDAY'S PLAYS SPORTSBOOKS NEWS LIVE ODDS VIDEOS LOGIN SIGNUP

All Deals Contests Sportsbooks Sportsmemo WagerTalk

**\$50 OFF!** **STANLEY CUP PLAYOFFS**  **NHL Playoffs Package** WagerTalk


Starting Monday, April 25th the FIRST 99 packages sold using the code PUCK149 will not only get the entire NHL playoffs for only \$149 but they will also get the REST OF THE REGULAR SEASON FOR FREE!

PUCK149 Copy Expires May 2, 2022 [Get This Deal →](#)

**50% Off MLB 30 Day** **MLB.com**  **Kevin Dolan 50% off MLB 30 Day** WagerTalk

For the next 24 hours ONLY, get 50% off of 30 days of MLB plays from Kevin Dolan using coupon code BAT50 which is about \$3 per day!

BAT50 Copy Expires April 29, 2022 [Get This Deal →](#)

**Top 3 Handicappers!** **WAGERTALK**  **Top 3 WagerTalk Handicappers – Rest of 2022- 1 Low Price** WagerTalk

Who will win the coveted crown of overall profit leader this year at WagerTalk? Multiple handicappers are in the running and we took the current TOP THREE and packaged them together through the rest of the year for ONE LOW PRICE, saving you \$1,000's! Our current leaders are up a combined +287.26 units of profit so far in 2022!

No Code Needed Expires April 30, 2022 [Get This Deal →](#)

# THE 2022 WNBA DRAFT

Rnd #1	Player	Team	School / Club team
1	Rhyne Howard	Atlanta Dream	Kentucky
2	NaLyssa Smith	Indiana Fever	Baylor
3	Shakira Austin	Washington Mystics	Ole Miss
4	Emily Engstler	Indiana Fever	Louisville
5	Nyara Sabally	New York Liberty	Oregon
6	Lexie Hull	Indiana Fever	Stanford
7	Veronica Burton	Dallas Wings	Northwestern
8	Mya Hollingshed	Las Vegas Aces	Colorado
9	Rae Burrell	Los Angeles Sparks	Tennessee
10	Queen Egbo	Indiana Fever	Baylor
11	Kierstan Bell	Las Vegas Aces	Florida Gulf Coast
12	Nia Clouden	Connecticut Sun	Michigan State

Rnd #2	Player	Team	School / Club team
13	Khayla Pointer	Las Vegas Aces	LSU
14	Christyn Williams	Washington Mystics	UConn
15	Naz Hillmon	Atlanta Dream	Michigan
16	Kianna Smith	Los Angeles Sparks	Louisville
17	Elissa Cunane	Seattle Storm	NC State
18	Lorela Cubaj	Seattle Storm	Georgia Tech
19	Olivia Nelson-Ododa	Los Angeles Sparks	UConn
20	Destanni Henderson	Indiana Fever	South Carolina
21	Evina Westbrook	Seattle Storm	UConn
22	Kayla Jones	Minnesota Lynx	NC State
23	Aisha Sheppard	Las Vegas Aces	Virginia Tech
24	Jordan Lewis	Connecticut Sun	Baylor

Rnd #3	Player	Team	School / Club team
25	Ameshya Williams-Holliday	Indiana Fever	Jackson State
26	Maya Dodson	Phoenix Mercury	Notre Dame
27	Amy Atwell	Los Angeles Sparks	Hawaii
28	Hannah Sjerven	Minnesota Lynx	South Dakota
29	Sika Koné	New York Liberty	CB Islas Canarias (Spain)
30	Jasmine Dickey	Dallas Wings	Delaware
31	Jazz Bond	Dallas Wings	North Florida
32	Macee Williams	Phoenix Mercury	IUPUI
33	Jade Melbourne	Seattle Storm	Canberra Capitals (Australia)
34	Ali Patberg	Indiana Fever	Indiana
35	Faustine Aifuwa	Las Vegas Aces	LSU
36	Kiara Smith	Connecticut Sun	Florida

Pick	Player	Team	School / Club team
1	Rhyne Howard	Atlanta Dream	Kentucky
15	Naz Hillmon	Atlanta Dream	Michigan
12	Nia Clouden	Connecticut Sun	Michigan State
24	Jordan Lewis	Connecticut Sun	Baylor
36	Kiara Smith	Connecticut Sun	Florida
7	Veronica Burton	Dallas Wings	Northwestern
30	Jasmine Dickey	Dallas Wings	Delaware
31	Jazz Bond	Dallas Wings	North Florida

2	NaLyssa Smith	Indiana Fever	Baylor
4	Emily Engstler	Indiana Fever	Louisville
6	Lexie Hull	Indiana Fever	Stanford
10	Queen Egbo	Indiana Fever	Baylor
20	Destanni Henderson	Indiana Fever	South Carolina
25	Ameshya Williams-Holliday	Indiana Fever	Jackson State
34	Ali Patberg	Indiana Fever	Indiana

8	Mya Hollingshed	Las Vegas Aces	Colorado
13	Khayla Pointer	Las Vegas Aces	LSU
11	Kierstan Bell	Las Vegas Aces	Florida Gulf Coast
23	Aisha Sheppard	Las Vegas Aces	Virginia Tech
35	Faustine Aifuwa	Las Vegas Aces	LSU

9	Rae Burrell	Los Angeles Sparks	Tennessee
16	Kianna Smith	Los Angeles Sparks	Louisville
19	Olivia Nelson-Ododa	Los Angeles Sparks	UConn
27	Amy Atwell	Los Angeles Sparks	Hawaii

22	Kayla Jones	Minnesota Lynx	NC State
28	Hannah Sjerven	Minnesota Lynx	South Dakota

5	Nyara Sabally	New York Liberty	Oregon
29	Sika Koné	New York Liberty	CB Islas Canarias (Spain)

26	Maya Dodson	Phoenix Mercury	Notre Dame
32	Macee Williams	Phoenix Mercury	IUPUI

17	Elissa Cunane	Seattle Storm	NC State
18	Lorela Cubaj	Seattle Storm	Georgia Tech
21	Evina Westbrook	Seattle Storm	UConn
33	Jade Melbourne	Seattle Storm	Canberra Capitals (Australia)

3	Shakira Austin	Washington Mystics	Ole Miss
14	Christyn Williams	Washington Mystics	UConn



## 2021 Draft by Team


Pick	Player	Team	School / Club team
3	Aari McDonald	Atlanta Dream	Arizona
15	Raquel Carrera	Atlanta Dream	Valencia Basket (Spain)
27	Lindsey Pulliam	Atlanta Dream	Northwestern
8	Shyla Heal	Chicago Sky	Townsville Fire (Australia)
16	Natasha Mack	Chicago Sky	Oklahoma State
20	Dijonai Carrington	Connecticut Sun	Baylor
21	Micaela Kelly	Connecticut Sun	Central Michigan
30	Aleah Goodman	Connecticut Sun	Oregon State
1	Charli Collier	Dallas Wings	Texas
2	Awak Kuier	Dallas Wings	Passalacqua Ragusa (Italy)
5	Chelsea Dungee	Dallas Wings	Arkansas
13	Dana Evans	Dallas Wings	Louisville
4	Kysre Gondrezick	Indiana Fever	West Virginia
19	Unique Thompson	Indiana Fever	Auburn
24	Trinity Baptiste	Indiana Fever	Arizona
26	Chelsey Perry	Indiana Fever	UT Martin
31	Florencia Chagas	Indiana Fever	Empoli (Italy)
33	Maya Caldwell	Indiana Fever	Georgia

Pick	Player	Team	School / Club team
12	Iliana Rupert	Las Vegas Aces	Tango Bourges Basket (France)
14	Destiny Slocum	Las Vegas Aces	Arkansas
36	Kionna Jeter	Las Vegas Aces	Towson
7	Jasmine Walker	Los Angeles Sparks	Alabama
10	Stephanie Watts	Los Angeles Sparks	North Carolina
22	Arella Guirantes	Los Angeles Sparks	Rutgers
28	Ivana Raca	Los Angeles Sparks	Wake Forest
34	Aina Ayuso	Los Angeles Sparks	Casademont Zaragoza (Spain)
9	Rennia Davis	Minnesota Lynx	Tennessee
6	Michaela Onyenwere	New York Liberty	UCLA
17	DiDi Richards	New York Liberty	Baylor
25	Valerie Higgins	New York Liberty	Pacific
29	Marine Fauthoux	New York Liberty	ASVEL Féminin (France)
32	Ciera Johnson	Phoenix Mercury	Texas A&M
11	Aaliyah Wilson	Seattle Storm	Texas A&M
18	Kiana Williams	Seattle Storm	Stanford
23	N'dea Jones	Seattle Storm	Texas A&M
35	Natalie Kucowski	Seattle Storm	Lafayette

# HEY WNBA FANS

# HEY MMBV LVM?

## LOOKING FOR THE FASTEST FREE LINE UPDATE



**GO TO WAGERTALK.COM**  
**wt.buzz/odds**

**Includes: 1st Half, 2<sup>nd</sup> Half, Quarter Lines,  
Money Lines & Team Totals**

**WAGERTALK**

HOME DEALS EXPERTS BUY PICKS PICK YOUR TEAM FREE PICKS YESTERDAY'S PLAYS SPORTSBOOKS NEWS LIVE ODDS VIDEOS LOGOUT

7/9/2021 Game | 1st Half | 2nd Half | 1Q | 2Q | 3Q | 4Q  
Default | Spreads | Moneylines | Team-Totals | Totals | 3-Way Clear

Time	Gm#	Teams	Score	Tickets	Money	Open	Circa	Westgate	South Point	Draft Kings	Caesars	WynnBET	Pinnacle	BetOnline	Heritage	Consensus	Bookma
WNBA - Friday, July 9th																	
07/09	613	Atlanta	72			158%	159%	160	160		160		159o-16	159%	159%	159%	159%
4:00p	614	Connecticut	84 Final			-16	-14	-14	-14		-14		-14%104	-13%	-14	-14	-14
07/09	615	New York	69			-1-115	-3%	-3%	-3%		-3%		-3%-102	-3%	-3%	-3%	-3%
4:00p	616	Indiana	82 Final			160	164	163%	164%		164		164o-09	164	164	164	163%
07/09	617	Seattle	77			-5%	-7	-7	-7		-7		-7%-108	-7-120	-7	-7	-7-
6:00p	618	Phoenix	85 Final			168%	164	164%	164%		164%		164o-16	164u-20	163%	164	164u
07/09	619	Minnesota	77			172%	172	173	172		172		172o-14	171u-15	171%	172	171%
7:30p	620	Las Vegas	67 Final			-6%	-5	-5	-4%		-5		-4%-113	-4%	-4%	-4%	-4%
MAJOR LEAGUE BASEBALL - Friday, July 9th - NATIONAL LEAGUE -																	



# 2022 Retuning Production

*sorted by retuning minutes played*

	Starts		Minutes		Points		Rebounds		Assists		Steals	
Minnesota Lynx	100.0%	(t) #1	99.7%	#1	99.8%	#1	99.8%	#1	100.0%	#1	100.0%	#1
Dallas Wings	93.1%	#4	92.9%	#2	96.4%	#2	90.7%	#3	96.6%	#2	91.3%	#2
Connecticut Sun	81.9%	#6	85.4%	#3	91.3%	#3	95.0%	#2	83.7%	#6	90.0%	#3
Las Vegas Aces	85.0%	#5	84.6%	#4	84.4%	#6	77.2%	#7	89.7%	#4	87.1%	#5
New York Liberty	100.0%	(t) #1	84.2%	#5	87.3%	#5	83.3%	#5	91.9%	#3	86.2%	#6
Phoenix Mercury	94.4%	#3	83.6%	#6	88.3%	#4	86.9%	#4	87.4%	#5	87.5%	#4
Seattle Storm	81.9%	#7	77.5%	#7	82.8%	#7	80.9%	#6	77.7%	#8	79.7%	#7
Chicago Sky	71.9%	#8	69.3%	#8	72.5%	#8	70.1%	#8	79.6%	#7	72.0%	#8
Los Angeles Sparks	63.8%	#9	63.3%	#9	63.5%	#10	65.9%	#9	56.7%	#10	64.2%	#10
Indiana Fever	61.9%	#10	59.7%	#10	64.8%	#9	37.3%	#11	68.0%	#9	72.0%	#9
Washington Mystics	60.6%	#11	48.2%	#11	48.9%	#11	45.3%	#10	55.2%	#11	58.8%	#11
Atlanta Dream	26.9%	#12	32.5%	#12	35.0%	#12	34.3%	#12	30.5%	#12	38.7%	#12

# 2022 Retuning Production


*by last year's records*

	2021 Records		2022 RETURNING PRODUCTION					
Eastern Conference	W	L	Starts	MP	Pts	Reb	Ast	Stl
Connecticut Sun	26	6	81.9%	85.4%	91.3%	95.0%	83.7%	90.0%
Chicago Sky	16	16	71.9%	69.3%	72.5%	70.1%	79.6%	72.0%
New York Liberty	12	20	100.0%	84.2%	87.3%	83.3%	91.9%	86.2%
Washington Mystics	12	20	60.6%	48.2%	48.9%	45.3%	55.2%	58.8%
Atlanta Dream	8	24	26.9%	32.5%	35.0%	34.3%	30.5%	38.7%
Indiana Fever	6	26	61.9%	59.7%	64.8%	37.3%	68.0%	72.0%

Western Conference	W	L	Starts	MP	Pts	Reb	Ast	Stl
Las Vegas Aces	24	8	85.0%	84.6%	84.4%	77.2%	89.7%	87.1%
Minnesota Lynx	22	10	100.0%	99.7%	99.8%	99.8%	100.0%	100.0%
Seattle Storm	21	11	81.9%	77.5%	82.8%	80.9%	77.7%	79.7%
Phoenix Mercury	19	13	94.4%	83.6%	88.3%	86.9%	87.4%	87.5%
Dallas Wings	14	18	93.1%	92.9%	96.4%	90.7%	96.6%	91.3%
Los Angeles Sparks	12	20	63.8%	63.3%	63.5%	65.9%	56.7%	64.2%



YES, I AM COMING OFF MY WORST CFB REGULAR SEASON EVER, BUT.....  
That is EXACTLY when you should be on board!



What have you done  
lately?

**RALPH MICHAELS:**

**#1 2021-2022 NBA WIN%!**

**#1 2021-2022 NHL WIN%!**

**#1 WNBA WIN% COMBINED THE LAST TWO YEARS!**

**#1 NFL PRESEASON OVER THE LAST SIX SEASONS!**

**#1 COLLEGE FOOTBALL BOWLS THE LAST FIVE YEARS!**

**GET TWELVE MONTHS FOR \$99 PER MONTH  
PAY ONLY \$1188 - SAVE \$811 WITH COUPON CODE: RM99\***

**THAT'S UNDER \$23 PER WEEK FOR:  
12 MONTHS OF WNBA, MLB, NFL, CFB, NBA, NHL & CBB**

*\*Valid until the first WNBA game - Friday May 6th*

# ATLANTA DREAM • Coach Tanisha Wright (1<sup>st</sup> year)

## ROSTER • RETURNING PRODUCTION • L5Y RECORDS

Player	Ret	MP	G	GS	PTS	2P%	2PA	3P%	3PA	FT%	FTA	RRB (O-D)	AST	STL	TOV	BLK	PF
Monique Billings	Y	740	31	9	252	50.0%	200	0.0%	2	67.5%	77	200 (88-112)	32	37	43	32	79
Tiffany Hayes	Y	595	21	19	308	45.5%	156	40.5%	84	85.3%	75	67 (14-53)	63	33	31	4	65
Aari McDonald	Y	493	30	4	189	34.3%	70	30.8%	104	88.2%	51	49 (9-40)	59	25	35	5	53
Cheyenne Parker	Y	270	13	11	132	50.0%	80	33.3%	30	78.6%	28	58 (13-45)	16	15	17	12	28
<i>Courtney Williams (to Con)</i>		1101	32	32	529	42.6%	444	38.2%	102	64.2%	53	218 (46-172)	128	34	58	16	53
<i>Elizabeth Williams (to Was)</i>		761	32	32	187	51.6%	155		0	50.9%	53	157 (63-94)	38	36	25	43	60
<i>Odyssey Sims</i>		753	30	21	261	41.4%	215	23.2%	69	72.9%	48	75 (15-60)	108	37	49	2	45
<i>Crystal Bradford</i>		440	24	9	211	48.2%	110	35.8%	81	46.2%	39	91 (31-60)	36	28	23	9	56
<i>Tianna Hawkins</i>		433	28	8	137	56.7%	60	24.2%	66	91.3%	23	87 (14-73)	17	11	32	14	62
<i>Chennedy Carter (to Was)</i>		280	11	11	156	48.0%	123	11.1%	9	87.5%	40	14 (5-9)	36	8	23	4	33
<i>Shekinna Stricklen (to LA)</i>		236	24	0	60	42.1%	19	21.2%	66	40.0%	5	22 (2-20)	8	10	3	4	26
<i>Candice Dupree</i>		203	10	4	73	45.2%	73	0.0%	3	63.6%	11	38 (7-31)	6	5	9	2	8
<i>Blake Dietrick</i>		141	9	0	21	27.3%	11	31.3%	16		0	14 (3-11)	11	5	5	1	20
<i>Kalani Brown</i>		5	1	0	2	33.3%	3		0		0	1 (0-1)	0	0	0	0	0
<b>2020 Team Totals</b>		<b>6451</b>	<b>296</b>	<b>160</b>	<b>2518</b>	<b>45.6%</b>	<b>1719</b>	<b>31.0%</b>	<b>632</b>	<b>72.0%</b>	<b>503</b>	<b>1091 (310-781)</b>	<b>558</b>	<b>284</b>	<b>353</b>	<b>148</b>	<b>588</b>
<b>2020 Opponents Totals</b>		-	-	-	<b>2698</b>	<b>49.2%</b>	<b>1422</b>	<b>38.6%</b>	<b>695</b>	<b>78.7%</b>	<b>630</b>	<b>1227 (279-948)</b>	<b>667</b>	<b>195</b>	<b>482</b>	<b>125</b>	<b>521</b>
<b>Additions</b>																	
Erica Wheeler (from LA)		967	32	32	434	43.5%	292	35.9%	92	82.7%	98	98 (16-82)	152	43	87	8	86
Nia Coffey (from LA)		805	32	17	264	42.6%	101	41.7%	120	77.8%	36	122 (18-104)	28	26	45	38	85
Kia Vaughn (from Phx)		441	28	2	130	44.7%	132	0.0%	1	60.0%	20	76 (23-53)	36	5	36	6	44
Megan Walker (from Phx)		426	29	7	131	35.6%	73	26.7%	75	63.3%	30	39 (6-33)	25	5	23	8	52

### 2022 RETURNING PRODUCTION

Starts	MP	Pts	Reb	Ast	Stl
<b>26.9%</b>	<b>32.5%</b>	<b>35.0%</b>	<b>34.3%</b>	<b>30.5%</b>	<b>38.7%</b>



Coach	Peterson/Taylor	Collen	Collen	Collen	Cooper
Finish - *P-offs	#5-E	#4-E	#6-E	#1-E*	#4-E
Season	2021	2020	2019	2018	2017
SU	8-24 (25.0%)	7-15 (31.8%)	8-26 (23.5%)	25-14 (64.1%)	12-22 (35.3%)
PPG diff	-5.6	-6.6	-7.7	1.5	-3.8
ATS	16-15-1 (51.6%)	11-11 (50.0%)	15-18-1 (45.5%)	25-14 (64.1%)	13-20-1 (39.4%)
O/U	14-18 (43.8%)	11-11 (50.0%)	15-17-2 (46.9%)	17-22 (43.6%)	17-17 (50.0%)
SU H	4-12 (25.0%)	wubble	5-12 (35.3%)	14-6 (65.0%)	9-8 (41.2%)
PPG H diff	-5.4		-6.6	3.7	1.2
ATS H	7-8-1 (46.7%)		6-11 (35.3%)	13-7 (65.0%)	7-10 (41.2%)
O/U H	5-11 (31.3%)		6-11 (35.3%)	6-14 (30.0%)	8-9 (47.1%)
SU A	4-12 (25.0%)	7-15 (31.8%)	3-14 (17.6%)	11-8 (57.9%)	3-14 (17.6%)
PPG A diff	-5.9	-6.6	-8.7	-0.8	-8.8
ATS A	9-7 (56.2%)	11-11 (50.0%)	9-7-1 (56.2%)	12-7 (63.2%)	6-10-1 (37.5%)
O/U A	9-7 (56.3%)	11-11 (50.0%)	9-6-2 (60.0%)	11-8 (57.9%)	9- (52.9%)

# ATLANTA DREAM

## 2020 & 2021 LOGS PLUS THE 2022 SCHEDULE

2021	OPP	SCORE	LINE	ATS	O/U
5/14	CON	67-78	+3/ 163	L	↓
5/19	CHI	77-85	+4/ 162.5	L	↓
<b>5/21</b>	<b>@ IND</b>	<b>83-79</b>	<b>+2/ 162.5</b>	<b>W</b>	<b>↓</b>
5/25	@ CHI	90-83	+6/ 169.5	W	▲
5/27	DAL	101-95	+1/ 167.5	W	▲
5/29	@ NY	90-87	+2.5/ 169	W	▲
6/4	@ MIN	84-86	+6.5/ 161.5	W	▲
6/6	@ MIN	80-100	+4.5/ 163	L	▲
6/9	SEA	71-95	+8.5/ 171	L	↓
6/11	SEA	75-86	+9.5/ 171	L	↓
<b>6/13</b>	<b>WAS</b>	<b>101-78</b>	<b>+4/ 167</b>	<b>W</b>	<b>▲</b>
6/17	@ WAS	93-96	-1/ 164.5	L	▲
6/23	MIN	85-87	+4/ 167	W	▲
6/26	NY	78-101	-5/ 170	L	▲
<b>6/29</b>	<b>NY</b>	<b>73-69</b>	<b>-3.5/ 170.5</b>	<b>W</b>	<b>↓</b>
7/2	@ SEA	88-91	+15.5/ 166.5	W	▲
7/4	@ LV	95-118	+15/ 174	L	▲
7/9	@ CON	72-84	+14/ 159.5	W	↓
7/11	IND	68-79	-5.5/ 166	L	↓
8/15	@ PHX	81-92	+6/ 163.5	L	▲
8/17	@ LA	80-85	+4/ 158.5	L	▲
8/19	@ LA	64-66	+4/ 156.5	W	↓
8/21	PHX	69-84	+5.5/ 164.5	L	↓
8/24	CHI	79-86	+7/ 167.5	P	↓
8/26	LV	71-78	+12.5/ 166.5	W	↓
9/2	@ DAL	68-72	+6.5/ 159	W	↓
<b>9/5</b>	<b>@ DAL</b>	<b>69-64</b>	<b>+6.5/ 156</b>	<b>W</b>	<b>↓</b>
9/8	PHX	75-76	+4/ 155	W	↓
9/10	@ WAS	74-82	+5/ 156.5	L	↓
<b>9/14</b>	<b>IND</b>	<b>85-78</b>	<b>-3.5/ 154.5</b>	<b>W</b>	<b>▲</b>
9/16	LA	68-74	+2.5/ 147.5	L	↓
9/19	@ CON	64-84	+13/ 150	L	↓

**Bold - won game SU / Gray - Play-off game**

2020	OPP	SCORE	LINE	ATS	O/U
<b>7/26</b>	<b>DAL</b>	<b>105-95</b>	<b>+5.5/ 154.5</b>	<b>W</b>	<b>▲</b>
7/29	@ LV	70-100	+8/ 174.5	L	↓
<b>7/31</b>	<b>NY</b>	<b>84-78</b>	<b>-5/ 168.5</b>	<b>W</b>	<b>↓</b>
8/2	@ IND	77-93	-1/ 170	L	P
8/4	PHX	74-81	+6.5/ 177.5	L	↓
8/6	SEA	92-93	+11/ 157.5	W	▲
8/8	@ DAL	75-85	+1.5/ 166	L	↓
8/10	CON	82-93	+5/ 166	L	▲
8/12	@ SEA	63-100	+13.5/ 159	L	▲
8/14	@ PHX	80-96	+9/ 168.5	L	▲
8/16	CHI	67-92	+11.5/ 168	L	↓
8/19	@ WAS	91-98	+7/ 160	P	▲
8/21	LA	85-93	+15.5/ 163.5	W	▲
<b>8/23</b>	<b>@ MIN</b>	<b>78-75</b>	<b>+11.5/ 162.5</b>	<b>W</b>	<b>↓</b>
8/28	MIN	79-88	+7.5/ 161.5	L	▲
8/30	@ LA	79-84	+13.5/ 164	W	↓
9/1	IND	102-90	-1.5/ 167	W	▲
9/3	@ NY	62-56	-6.5/ 165.5	L	↓
9/5	LV	79-89	+10.5/ 170	W	↓
9/9	@ CHI	97-89	+7.5/ 169.5	W	▲
9/11	@ CON	82-75	+1.5/ 165.5	W	↓
9/13	WAS	78-85	+6/ 164	L	↓

Teams were listed H/A in '20 but games †( wubble)

Date	Team	Line	O/U	Score	SU	ATS	O/U
5/7	@ Dallas						
5/11	Los Angeles						
5/13	Las Vegas						
5/15	@ Indiana						
5/17	@ Indiana						
5/20	Washington						
5/24	@ Washington						
5/29	Phoenix						
6/1	Minnesota						
6/3	Chicago						
6/5	Indiana						
6/7	@ Seattle						
6/10	@ Phoenix						
6/15	@ Connecticut						
6/17	@ Chicago						
6/21	Dallas						
6/24	New York						
6/26	Connecticut						
6/28	@ Washington						
6/30	@ New York						
7/3	Seattle						
7/6	Washington						
7/12	@ Chicago						
7/15	Connecticut						
7/17	@ Phoenix						
7/19	@ Las Vegas						
7/21	@ Los Angeles						
7/24	@ Seattle						
7/28	Minnesota						
7/30	Dallas						
8/3	Indiana						
8/5	Los Angeles						
8/7	@ Minnesota						
8/9	@ Las Vegas						
8/12	New York						
8/14	@ New York						

# CHICAGO SKY • Coach James Wade (4<sup>th</sup> year)

## ROSTER • RETURNING PRODUCTION • L5Y RECORDS

Player	Ret	MP	G	GS	PTS	2P%	2PA	3P%	3PA	FT%	FTA	RRB (O-D)	AST	STL	TOV	BLK	PF
Kahleah Copper	Y	986	32	32	462	50.3%	292	30.6%	85	81.8%	110	133 (37-96)	56	27	60	8	96
Courtney Vandersloot	Y	977	32	32	336	47.9%	194	34.6%	104	85.7%	49	109 (16-93)	275	54	97	12	66
Allie Quigley	Y	635	26	11	343	44.4%	151	45.4%	119	95.9%	49	69 (17-52)	60	13	30	7	37
Candace Parker	Y	615	23	23	306	51.1%	180	32.9%	73	79.4%	63	193 (32-161)	91	19	56	27	37
Azura Stevens	Y	587	30	11	221	55.6%	135	33.3%	45	81.3%	32	137 (49-88)	23	24	28	20	54
Ruthy Hebard	Y	505	30	6	173	53.7%	136	0.0%	2	79.4%	34	132 (42-90)	23	20	18	20	59
Dana Evans	Y	197	23	0	90	29.0%	31	40.5%	42	87.5%	24	11 (1-10)	27	5	13	1	18
<i>Diamond DeShields (to Phx)</i>		860	32	22	361	42.5%	233	30.0%	80	82.0%	111	112 (13-99)	75	38	60	12	101
<i>Stefanie Dolson (to NY)</i>		480	24	15	179	52.5%	99	40.4%	47	94.7%	19	84 (16-68)	30	6	30	19	64
<i>Astou Ndour</i>		342	20	8	132	46.3%	82	23.5%	34	94.1%	34	95 (32-63)	8	7	17	16	43
<i>Lexie Brown (to LA)</i>		162	17	0	28	40.0%	5	24.2%	33		0	12 (0-12)	19	7	8	0	11
<i>Stephanie Watts</i>		84	6	0	15	33.3%	9	10.0%	10	75.0%	8	22 (8-14)	3	3	8	2	13
<i>Shyla Heal</i>		31	4	0	8	20.0%	5	0.0%	3	100.0%	6	3 (1-2)	3	0	10	0	6
<i>Brittany Boyd</i>		22	2	0	4	0.0%	2	50.0%	2	50.0%	2	2 (0-2)	4	2	4	0	2
<i>Natasha Mack</i>		16	3	0	6	66.7%	3		0	100.0%	2	4 (1-3)	0	0	2	0	2
<b>2020 Team Totals</b>		<b>6499</b>	<b>304</b>	<b>160</b>	<b>2664</b>	<b>48.4%</b>	<b>1557</b>	<b>34.3%</b>	<b>679</b>	<b>84.5%</b>	<b>543</b>	<b>1118 (265-853)</b>	<b>697</b>	<b>225</b>	<b>441</b>	<b>144</b>	<b>609</b>
<b>2020 Opponents Totals</b>		-	-	-	2622	46.3%	1640	35.2%	597	78.1%	607	1148 (301-847)	604	234	474	158	532
<b>Additions</b>																	
Kysre Gondrezick (from Ind)		173	19	0	36	27.8%	18	28.6%	28	50.0%	4	19 (3-16)	18	7	17	0	14

2022 RETURNING PRODUCTION					
Starts	MP	Pts	Reb	Ast	Stl
<b>71.9%</b>	<b>69.3%</b>	<b>72.5%</b>	<b>70.1%</b>	<b>79.6%</b>	<b>72.0%</b>



	CHAMPION				
Coach	Wade	Wade	Wade	Stocks	Stocks
Finish - *P-offs	#2-E *	#1-E*	#3-E*	#4-E	#5-E
Season	2021	2020	2019	2018	2017
SU	24-18 (57.1%)	12-11 (52.2%)	21-15 (58.3%)	13-21 (38.2%)	12-22 (35.3%)
PPG diff	3.1	2	2	-6.3	-5.1
ATS	20-21-1 (48.8%)	10-13 (43.5%)	23-12-1 (65.7%)	15-17-2 (46.9%)	15-19 (44.1%)
O/U	23-19 (54.8%)	10-13 (43.5%)	24-11-1 (68.6%)	21-13 (61.8%)	19-14-1 (57.6%)
SU H	11-10 (52.4%)	wubble	13-5 (66.7%)	7-10 (40.0%)	4-13 (23.5%)
PPG H diff	1.7		6.6	-5.8	-6.6
ATS H	9-12 (42.9%)		12-6 (66.7%)	6-9-2 (40.0%)	4-13 (23.5%)
O/U H	13-8 (61.9%)		8-9-1 (47.1%)	12-5 (70.6%)	12-5 (70.6%)
SU A	13-8 (61.9%)	12-11 (52.2%)	8-10 (44.4%)	6-11 (35.3%)	8-9 (47.1%)
PPG A diff	4.5	2	-2.6	-6.9	-3.7
ATS A	11-9-1 (55.0%)	10-13 (43.5%)	11-6-1 (64.7%)	9-8 (52.9%)	11-6 (64.7%)
O/U A	10-11 (47.6%)	10-13 (43.5%)	16-2 (88.9%)	9-8 (52.9%)	7-9-1 (43.8%)

# CHICAGO SKY

## 2020 & '21 LOGS • 2022 SCHEDULE

2021	OPP	SCORE	LINE	ATS	O/U
5/15	@ WAS	70-56	-2.5/ 165.5	W	↓
5/19	@ ATL	85-77	-4/ 162.5	W	↓
5/23	NY	85-93	-5.5/ 165	L	▲
5/25	ATL	83-90	-6/ 169.5	L	▲
5/28	LA	61-76	-4/ 170	L	↓
5/30	LA	79-82	-3/ 165	L	↓
6/1	PHX	83-84	-1.5/ 162.5	L	▲
6/3	@ PHX	74-77	+1.5/ 164.5	L	↓
6/5	@ LA	63-68	+1.5/ 157	L	↓
6/9	IND	92-76	-11/ 159.5	W	▲
6/12	@ IND	83-79	-11/ 161	L	▲
6/15	@ MIN	105-89	+3.5/ 159.5	W	▲
6/17	CON	81-75	-5/ 155.5	W	▲
6/19	CON	91-81	-7/ 156	W	▲
6/22	@ NY	92-72	-6.5/ 171	W	↓
6/24	@ NY	91-68	-7/ 171	W	↓
6/27	@ CON	58-74	-5/ 157.5	L	↓
6/30	@ DAL	91-81	-2/ 166	W	▲
7/2	@ DAL	91-100	-2.5/ 167.5	L	▲
7/10	WAS	85-89	-9/ 169	L	▲
8/15	SEA	87-85	-6.5/ 160.5	L	▲
8/17	DAL	76-80	-6/ 167	L	↓
8/21	MIN	95-101	+2.5/ 161.5	L	▲
8/24	@ ATL	86-79	-7/ 167.5	P	↓
8/27	@ SEA	73-69	+6/ 167	W	↓
8/29	@ SEA	107-75	+6.5/ 164	W	▲
8/31	@ PHX	83-103	+1.5/ 166.5	L	▲
9/2	@ LV	83-90	+3/ 170	L	▲
9/5	LV	92-84	+2/ 169.5	W	▲
9/12	WAS	71-79	-8.5/ 166.5	L	↓
9/17	LV	70-103	+3.5/ 171.5	L	▲
9/19	IND	98-87	-12.5/ 166	L	▲
9/23	DAL	81-64	-5/ 167	W	↓
9/26	@ MIN	89-76	+4/ 166	W	↓
9/28	@ CON	101-95	+7.5/ 154	W	▲
9/30	@ CON	68-79	+8/ 156	L	↓
10/3	CON	86-83	+4.5/ 153.5	W	▲
10/6	CON	79-69	+4/ 155.5	W	↓
10/10	@ PHX	91-77	+2.5/ 167.5	W	▲
10/13	@ PHX	86-91	+4.5/ 169	L	▲
10/15	PHX	86-50	-3/ 165	W	↓
10/17	PHX	80-74	-4.5/ 164	W	↓

Bold - won game SU / Gray - Play-off game

2020	OPP	SCORE	LINE	ATS	O/U
7/26	@ LV	88-86	-3.5/ 175	L	↓
7/28	LA	96-78	+5.5/ 172.5	W	▲
7/30	@ MIN	81-83	-5/ 167.5	L	↓
8/1	WAS	88-86	+4/ 178.5	W	↓
8/4	DAL	82-79	-6.5/ 172	L	↓
8/6	@ PHX	86-96	-4.5/ 176.5	L	▲
8/8	@ CON	100-93	-2.5/ 168.5	W	▲
8/10	@ SEA	71-89	+4.5/ 170	L	↓
8/12	PHX	89-71	-5/ 175.5	W	↓
8/14	CON	74-77	-6/ 168	L	↓
8/16	@ ATL	92-67	-11.5/ 168	W	↓
8/18	LV	84-82	+4.5/ 171	W	↓
8/20	@ NY	101-85	-15.5/ 166	W	▲
8/22	IND	87-76	-9/ 169.5	W	↓
8/25	NY	99-101	-17.5/ 169.5	L	▲
8/29	SEA	74-88	+6.5/ 167	L	↓
8/31	@ IND	100-77	-7.5/ 167.5	W	▲
9/2	MIN	83-86	-3/ 167	L	▲
9/4	@ WAS	69-79	-8.5/ 166	L	↓
9/6	@ LA	80-86	+5.5/ 170.5	L	↓
9/9	ATL	89-97	-7.5/ 169.5	L	▲
9/11	@ DAL	95-88	-5.5/ 172.5	W	▲
9/15	CON	81-94	-1.5/ 165.5	L	▲

Teams were listed H/A in '20 but games † (wubble)

Date	Team	Line	O/U	Score	SU	ATS	O/U
5/6	Los Angeles						
5/11	New York						
5/14	@ Minnesota						
5/18	@ Seattle						
5/22	@ Washington						
5/24	Indiana						
5/28	Las Vegas						
5/31	Phoenix						
6/3	@ Atlanta						
6/3	@ Atlanta						
6/5	Washington						
6/5	Washington						
6/8	@ Washington						
6/8	@ Washington						
6/10	@ Connecticut						
6/10	@ Connecticut						
6/12	@ New York						
6/12	@ New York						
6/17	Atlanta						
6/17	Atlanta						
6/19	@ Indiana						
6/19	@ Indiana						
6/21	@ Las Vegas						
6/21	@ Las Vegas						
6/23	@ Los Angeles						
6/23	@ Los Angeles						
6/26	Minnesota						
6/26	Minnesota						
6/29	Connecticut						
6/29	Connecticut						
8/2	Dallas						
8/4	@ Phoenix						
8/5	Washington						
8/7	Connecticut						
8/9	Seattle						
8/11	@ Las Vegas						

# WAGERTALK TV

Find out what over **96,200** subscribers already know!

**Bet On It • WagerTalk Today • The FirstPitch • PuckTime  
NBA Tip-Off Show • Stoppage Time • NFL Presidential Address  
Prop it Up • College Hoops Tip-Off • CFB Today & MORE...**

**WAGERTALK TODAY**  
APRIL 14TH, 2021

**TODAY'S SHOW**

**MLB (L30 DAYS) WHO'S HOT?**  
D. COXIN: 13-4-2  
S. MERRIL: 7-4-1  
GIANNI: 46-28-1

**HOT STREAKS**

**POWER: 50:41**

**W THE PREZ** **W TEDDY COVERS** **W KELLY STEWART**

**BET ON IT**  
POWERED BY WAGERTALK.COM

1:10:31



WagerTalk TV: Sports Picks and Betting Tips

96.2K subscribers

**THE NBA TIP-OFF SHOW**

**CARMINE BIANCO** **ANDREW MCINNIS** **BRYAN LEONARD**

**FIRST PITCH: JUNE 8, 2021** 29:50

**CARMINE BIANCO** **NICK BORRMAN**

**KEVIN DOLAN** **PAVLOS LAGURE** 39:51

**WITH DREW MARTIN**

**WAGERTALK**

# WHO IS RALPH MICHAELS • @CalSportsLV

While most have associated Cal Sports among the leaders in College Basketball knowledge and handicapping prowess most were unfamiliar that Ralph Michaels has been the sole owner and handicapper for all 30+ years.

Ralph was raised in the home of handicappers – Cleveland, Ohio. Starting in the industry as a key member of Phil Steele's early team who expanded Northcoast Sports during the mid- 90s.

As General Manager of Phil Steele Publications and lead handicapper of Northcoast Sports, Ralph managed the creation of some of the most popular sports betting content ever, including Phil Steele's College Football Preview Magazine and Northcoast's Power Sweep Newsletter. Content displaying expertise so elite that Ralph was invited into college football's most exclusive club: Heisman Trophy Voter. For nearly a decade Ralph's opinion was counted equally side-by-side the most respected college football journalist in the country!

Ralph Michaels has a math mind, steady searching for a value in the numbers – in addition to matchup edges, situational advantages, and hidden gems of information. Ralph finds more big bets in the college versions of football and basketball, but his handicapping approach also uncovers selective winners in the professional leagues. Small conferences are particularly profitable due to mispriced injuries and his profiling of exploitable coaching tendencies.

As part of the Wagertalk team Ralph has been open to sharing his knowledge and expertise on the Wagertalk Weekly Videos, the Wagertalk Podcast as well as being a regular on the ESPN Las Vegas' The SportsLine show, ESPN Las Vegas' The Pressbox, WWL New Orleans, Espn Chicago, the Bang the Book Pod plus numerous seasonal spots.

Ralph's Handicapping Guides have become 'must read' including the Wagertalk College Basketball Preview, the College Basketball weekly Guide, the NBA Sheet as well providing in-depth Guides for the World Cup, the College Baseball World Series, Pre-Season Football, and College Football (The Gridiron Guide).



**WNBA EARLY BIRD**  
**GET THE ENTIRE WNBA**  
**SEASON FOR ONLY \$299**

***RALPH IS #1 AT WAGERTALK IN WNBA WIN% THE L2Y***

**Go to Ralph's Wagertalk.com home page..... [Wt.buzz/rm](https://www.wt.buzz/rm)**

# CONNECTICUT SUN • Coach Curt Miller (7<sup>th</sup> year)

## ROSTER • RETURNING PRODUCTION • L5Y RECORDS

Player	Ret	MP	G	GS	PTS	2P%	2PA	3P%	3PA	FT%	FTA	RRB (O-D)	AST	STL	TOV	BLK	PF
DeWanna Bonner	Y	1022	32	32	486	43.6%	264	31.7%	139	89.2%	139	205 (21-184)	111	40	69	23	52
Brionna Jones	Y	980	32	32	470	57.6%	337	0.0%	3	79.6%	103	233 (101-132)	56	44	70	17	97
Jasmine Thomas	Y	887	30	30	317	37.8%	188	40.0%	105	87.5%	56	73 (13-60)	122	39	67	6	53
Jonquel Jones	Y	856	27	27	523	58.4%	257	36.2%	116	80.2%	121	303 (67-236)	75	34	78	34	84
Natisha Hiedeman	Y	644	32	5	242	40.3%	67	39.8%	128	70.0%	50	60 (7-53)	60	27	30	6	61
Kaila Charles	Y	488	30	4	129	39.0%	100	30.3%	33	87.5%	24	84 (33-51)	33	14	26	11	59
Beatrice Mompremier	Y	275	32	0	57	49.1%	53		0	41.7%	12	77 (28-49)	7	12	18	8	44
Dijonai Carrington	Y	220	24	1	68	39.3%	61	14.3%	21	73.3%	15	47 (15-32)	12	13	22	3	37
Stephanie Jones	Y	99	18	0	25	44.4%	27	0.0%	2	50.0%	2	21 (11-10)	3	2	3	1	9
Alyssa Thomas	Y	37	3	0	11	26.7%	15		0	75.0%	4	10 (1-9)	4	1	3	0	4
<i>Briann January (to Sea)</i>		877	29	29	202	45.8%	96	38.0%	71	86.8%	38	42 (9-33)	89	25	52	4	58
<i>Emma Cannon (to Phx)</i>		58	5	0	21	44.4%	9	50.0%	8	50.0%	2	15 (5-10)	4	0	5	1	10
<i>S Walker-Kimbrough (to Was)</i>		4	1	0	0		0		0		0	1 (0-1)	0	0	1	1	1
<i>Aleah Goodman</i>		3	1	0	0		0		0		0	0 (0-0)	1	0	0	0	1
<b>2020 Team Totals</b>		<b>6450</b>	<b>296</b>	<b>160</b>	<b>2551</b>	<b>48.2%</b>	<b>1474</b>	<b>35.6%</b>	<b>626</b>	<b>81.6%</b>	<b>566</b>	<b>1171 (311-860)</b>	<b>577</b>	<b>251</b>	<b>444</b>	<b>115</b>	<b>570</b>
<b>2020 Opponents Totals</b>		-	-	-	<b>2237</b>	<b>45.6%</b>	<b>1350</b>	<b>31.0%</b>	<b>648</b>	<b>82.4%</b>	<b>488</b>	<b>875 (188-687)</b>	<b>537</b>	<b>226</b>	<b>425</b>	<b>148</b>	<b>576</b>
<b>Additions</b>																	
Courtney Williams (from Atl)		1101	32	32	529	42.6%	444	38.2%	102	64.2%	53	218 (46-172)	128	34	58	16	53
Joyner Holmes (from LV)		23	4	0	13	33.3%	6	75.0%	4		0	4 (0-4)	2	0	1	1	2
Joyner Holmes (from NY)		5	1	0	0		0		0		0	0 (0-0)	1	0	1	0	1



### 2022 RETURNING PRODUCTION

Starts	MP	Pts	Reb	Ast	Stl
<b>81.9%</b>	<b>85.4%</b>	<b>91.3%</b>	<b>95.0%</b>	<b>83.7%</b>	<b>90.0%</b>

### Runner-up

Coach	Miller	Miller	Miller	Miller	Miller
Finish - *P-offs	#1-E*	#2-E*	#2-E*	#3-E*	#2-E*
Season	2021	2020	2019	2018	2017
SU	27-9 (75.0%)	14-15 (48.3%)	28-14 (66.7%)	21-14 (60.0%)	21-14 (60.0%)
PPG diff	8.5	1.7	3.3	5.5	4.1
ATS	23-12-1 (65.7%)	15-14 (51.7%)	19-22-1 (46.3%)	16-19 (45.7%)	20-15 (57.1%)
O/U	14-22 (38.9%)	11-17-1 (39.3%)	20-21-1 (48.8%)	18-16-1 (52.9%)	17-17-1 (50.0%)
SU H	16-2 (88.9%)	wubble	18-3 (61.9%)	13-5 (50.0%)	12-6 (44.4%)
PPG H diff	10.4		9.3	8.8	6.2
ATS H	13-5 (72.2%)		13-8 (61.9%)	9-9 (50.0%)	8-10 (44.4%)
O/U H	6-12 (33.3%)		10-10-1 (50.0%)	11-7 (61.1%)	9-8-1 (52.9%)
SU A	11-7 (61.1%)	14-15 (48.3%)	10-11 (47.6%)	8-9 (47.1%)	9-8 (52.9%)
PPG A diff	6.6	1.7	-2.8	2	1.9
ATS A	10-7-1 (58.8%)	15-14 (51.7%)	6-14-1 (30.0%)	7-10 (41.2%)	12-5 (70.6%)
O/U A	8-10 (44.4%)	11-17-1 (39.3%)	10-11 (47.6%)	7-9-1 (43.8%)	8-9 (47.1%)



# CONNECTICUT DREAM

## 2020 & '21 LOGS • 2022 SCHEDULE

2021	OPP	SCORE	LINE	ATS	O/U
5/14	@ ATL	78-67	-3/ 163	W	↓
5/16	PHX	86-78	-1/ 161.5	W	▲
5/19	IND	88-67	-7/ 161	W	↓
5/21	@ PHX	84-67	+3/ 161.5	W	↓
5/23	@ LV	72-65	+6/ 162	W	↓
5/25	@ SEA	87-90	+3.5/ 161.5	W	▲
5/28	WAS	86-81	-7.5/ 156	L	▲
5/30	@ MIN	74-79	-2.5/ 156.5	L	↓
6/1	LV	74-67	+1.5/ 160	W	↓
6/5	NY	85-64	-9.5/ 158.5	W	↓
6/13	SEA	66-89	+5/ 157	L	↓
6/17	@ CHI	75-81	+5/ 155.5	L	▲
6/19	@ CHI	81-91	+7/ 156	L	▲
6/22	DAL	80-70	pk/ 155.5	W	↓
6/27	CHI	74-58	+5/ 157.5	W	↓
6/29	@ WAS	90-71	-6.5/ 158	W	▲
7/1	@ IND	86-80	-15/ 153.5	L	▲
7/3	@ IND	67-73	-15/ 156	L	↓
7/9	ATL	84-72	-14/ 159.5	L	↓
7/11	@ NY	71-54	-8.5/ 157	W	↓
8/12	@ SEA	57-79	-2/ 154	L	↓
8/15	@ DAL	80-59	-4.5/ 156.5	W	↓
8/17	MIN	72-60	-3.5/ 154	W	↓
8/19	MIN	82-71	-7/ 150.5	W	▲
8/24	LV	76-62	-3/ 156	W	↓
8/26	LA	76-72	-11.5/ 145.5	L	▲
8/28	LA	76-61	-10.5/ 144.5	W	↓
8/31	@ WAS	85-75	-10/ 148.5	P	▲
9/7	@ DAL	83-56	-9/ 148.5	W	↓
9/9	@ LA	75-57	-10/ 143	W	↓
9/11	@ PHX	76-67	-3.5/ 148.5	W	↓
9/15	NY	98-69	-12.5/ 147.5	W	▲
9/19	ATL	84-64	-13/ 150	W	↓
9/28	CHI	95-101	-7.5/ 154	L	▲
9/30	CHI	79-68	-8/ 156	W	↓
10/3	@ CHI	83-86	-4.5/ 153.5	L	▲
10/6	@ CHI	69-79	-4/ 155.5	L	↓

Bold - won game SU / Gray - Play-off game

2020	OPP	SCORE	LINE	ATS	O/U
7/26	@ MIN	69-77	-3/ 156	L	↓
7/28	WAS	89-94	+3/ 166.5	L	▲
7/30	@ LA	76-81	+6.5/ 166	W	↓
8/1	MIN	69-78	-3.5/ 156	L	↓
8/4	@ SEA	74-87	+10.5/ 156	L	▲
8/6	@ DAL	91-68	-3.5/ 159.5	W	↓
8/8	CHI	93-100	+2.5/ 168.5	L	▲
8/10	@ ATL	93-82	-5/ 166	W	▲
8/12	DAL	70-66	-4.5/ 161.5	L	↓
8/14	@ CHI	77-74	+6/ 168	W	↓
8/16	SEA	72-95	+9.5/ 156	L	▲
8/18	IND	84-62	-5/ 164.5	W	↓
8/20	@ LV	78-99	+6.5/ 162.5	L	▲
8/22	NY	82-65	-12/ 163	W	↓
8/28	LA	76-80	+5.5/ 159	W	↓
8/30	@ WAS	76-63	-7/ 161	W	↓
9/1	@ NY	70-65	-11.5/ 156.5	L	↓
9/3	LV	78-93	+9/ 159.5	L	▲
9/5	@ IND	96-77	-6.5/ 160.5	W	▲
9/7	@ PHX	85-70	+2.5/ 165.5	W	↓
9/9	PHX	95-100	+4/ 161.5	L	▲
9/11	ATL	75-82	-1.5/ 165.5	L	↓
9/15	@ CHI	94-81	+1.5/ 165.5	W	▲
9/17	@ LA	73-59	+5/ 159	W	↓
9/20	@ LV	87-62	+6/ 162.5	W	↓
9/22	@ LV	75-83	+5.5/ 161	L	↓
9/24	LV	77-68	+6.5/ 160.5	W	↓
9/27	LV	75-84	+2.5/ 157.5	L	▲
9/29	@ LV	63-66	+3/ 157	P	↓

Teams were listed H/A in '20 but games †( wubble)

Date	Team	Line	O/U	Score	SU	ATS	O/U
5/7	@ New York						
5/14	Los Angeles						
5/17	@ New York						
5/20	Indiana						
5/22	@ Indiana						
5/24	Dallas						
5/26	Dallas						
5/28	Washington						
5/31	@ Las Vegas						
6/2	@ Las Vegas						
6/3	@ Phoenix						
6/5	@ Seattle						
6/8	Indiana						
6/10	Chicago						
6/15	Atlanta						
6/17	Seattle						
6/19	@ Washington						
6/22	New York						
6/26	@ Atlanta						
6/29	@ Chicago						
7/3	Washington						
7/5	@ Dallas						
7/13	@ Indiana						
7/15	@ Atlanta						
7/17	Las Vegas						
7/19	New York						
7/22	@ Minnesota						
7/24	@ Minnesota						
7/28	Seattle						
7/31	Chicago						
8/2	Phoenix						
8/4	Phoenix						
8/7	@ Chicago						
8/9	@ Los Angeles						
8/11	@ Los Angeles						
8/14	Minnesota						

# DALLAS WINGS • Coach Vickie Johnson (1<sup>st</sup> year here/ 2<sup>nd</sup> overall)

## ROSTER • RETURNING PRODUCTION • L5Y RECORDS

Player	Ret	MP	G	GS	PTS	2P%	2PA	3P%	3PA	FT%	FTA	RRB (O-D)	AST	STL	TOV	BLK	PF
Arike Ogunbowale	Y	1003	32	32	599	38.8%	307	37.6%	213	86.4%	140	103 (23-80)	104	36	68	0	72
Kayla Thornton	Y	857	31	25	233	45.5%	134	34.9%	63	84.9%	53	173 (65-108)	45	26	30	7	62
Marina Mabrey	Y	773	32	8	424	46.1%	206	34.2%	184	88.2%	51	124 (23-101)	93	32	68	10	79
Allisha Gray	Y	694	25	16	298	47.5%	160	36.6%	82	86.2%	65	130 (33-97)	42	25	34	21	53
Isabelle Harrison	Y	665	28	5	305	54.0%	239	0.0%	1	78.3%	60	165 (44-121)	31	31	42	19	69
Tyasha Harris	Y	522	32	3	141	33.3%	84	33.9%	59	83.3%	30	51 (9-42)	85	13	32	10	40
Moriah Jefferson	Y	500	29	28	158	44.3%	97	46.0%	50	60.0%	5	58 (12-46)	72	24	40	5	40
Satou Sabally	Y	423	17	14	203	46.4%	110	32.7%	55	77.0%	61	100 (27-73)	48	4	39	14	54
Charli Collier	Y	345	28	18	96	46.5%	86		0	69.6%	23	102 (31-71)	6	4	13	5	51
Awak Kuier	Y	142	16	0	38	42.9%	21	16.7%	18	78.6%	14	39 (9-30)	9	5	16	12	10
Chelsea Dungee	Y	64	14	0	8	14.3%	7	20.0%	10		0	3 (1-2)	1	0	2	1	7
<i>Bella Alarie</i>		407	31	11	81	51.6%	62	0.0%	2	85.0%	20	102 (42-60)	16	18	18	20	42
<i>Kristine Anigwe (to Phx)</i>		30	3	0	7	50.0%	6		0	50.0%	2	6 (1-5)	0	1	2	0	7
<i>Dana Evans</i>		24	6	0	5	0.0%	3	33.3%	3	100.0%	2	0 (0-0)	3	0	4	0	3
<b>2020 Team Totals</b>		<b>6449</b>	<b>324</b>	<b>160</b>	<b>2596</b>	<b>45.1%</b>	<b>1522</b>	<b>35.4%</b>	<b>740</b>	<b>82.9%</b>	<b>526</b>	<b>1156 (320-836)</b>	<b>555</b>	<b>219</b>	<b>408</b>	<b>124</b>	<b>589</b>
<b>2020 Opponents Totals</b>		-	-	-	<b>2613</b>	<b>50.3%</b>	<b>1445</b>	<b>33.9%</b>	<b>705</b>	<b>77.7%</b>	<b>569</b>	<b>1074 (241-833)</b>	<b>645</b>	<b>205</b>	<b>393</b>	<b>166</b>	<b>504</b>
<b>Additions</b>																	
Teaira McCowan (from Ind)		848	32	23	361	53.7%	257		0	64.4%	132	308 (109-199)	34	18	53	51	107



2022 RETURNING PRODUCTION					
Starts	MP	Pts	Reb	Ast	Stl
<b>93.1%</b>	<b>92.9%</b>	<b>96.4%</b>	<b>90.7%</b>	<b>96.6%</b>	<b>91.3%</b>

Coach	Johnson	Agler	Agler	Williams/T Mc-F	Williams
Finish - *P-offs	#5-W*	#6-W	#6-W	#5-W*	#4-W*
Season	2021	2020	2019	2018	2017
SU	14-19 (42.4%)	8-14 (36.4%)	10-24 (29.4%)	15-20 (42.9%)	16-19 (45.7%)
PPG diff	-1	-3.6	-5.8	0.7	-2.8
ATS	15-17-1 (46.9%)	11-11 (50.0%)	17-17 (50.0%)	17-18 (48.6%)	18-17 (51.4%)
O/U	12-19-2 (38.7%)	12-8-2 (60.0%)	12-20-2 (37.5%)	19-14-2 (57.6%)	20-14-1 (58.8%)
SU H	7-9 (43.7%)	wubble	8-9 (58.8%)	10-7 (58.8%)	10-7 (52.9%)
PPG H diff	-2.7		0.4	7	1.7
ATS H	5-10-1 (33.3%)		10-7 (58.8%)	10-7 (58.8%)	9-8 (52.9%)
O/U H	8-8 (50.0%)		6-9-2 (40.0%)	8-8-1 (50.0%)	9-8 (52.9%)
SU A	7-10 (41.2%)	8-14 (36.4%)	2-15 (11.8%)	5-13 (27.8%)	6-12 (33.3%)
PPG A diff	0.6	-3.6	-11.9	-5.1	-7.2
ATS A	10-7 (58.8%)	11-11 (50.0%)	7-10 (41.2%)	7-11 (38.9%)	9-9 (50.0%)
O/U A	4-11-2 (26.7%)	12-8-2 (60.0%)	6-11 (35.3%)	11-6-1 (64.7%)	11-6-1 (64.7%)

# DALLAS WINGS

## 2020 & 2021 LOGS PLUS THE 2022 SCHEDULE

2021	OPP	SCORE	LINE	ATS	O/U
5/14	@ LA	94-71	+6/ 165	W	P
5/22	SEA	97-100	+7.5/ 169.5	W	▲
5/24	@ NY	81-88	pk/ 169.5	L	↓
5/27	@ ATL	95-101	-1/ 167.5	L	▲
5/29	PHX	85-89	+1/ 168.5	L	▲
6/1	LA	79-69	+1.5/ 165.5	W	↓
6/4	@ SEA	102-105	+9.5/ 172.5	W	▲
6/6	@ SEA	68-67	+9/ 178.5	W	↓
6/8	@ PHX	85-81	+2/ 165.5	W	▲
6/11	@ PHX	77-59	+2.5/ 167.5	W	↓
6/13	@ LV	78-85	+8.5/ 172.5	W	↓
6/17	MIN	73-85	-4/ 167.5	L	↓
6/19	MIN	95-77	-3/ 165	W	▲
6/22	@ CON	70-80	pk/ 155.5	L	↓
6/24	@ IND	89-64	-9/ 162.5	W	↓
6/26	WAS	85-74	-6/ 167.5	W	↓
6/30	CHI	81-91	+2/ 166	L	▲
7/2	CHI	100-91	+2.5/ 167.5	W	▲
7/5	@ NY	96-99	-5.5/ 166.5	L	▲
7/7	@ MIN	79-85	+4.5/ 167.5	L	↓
7/11	LV	79-95	+3.5/ 173.5	L	▲
8/15	CON	59-80	+4.5/ 156.5	L	↓
8/17	@ CHI	80-76	+6/ 167	W	↓
8/20	IND	81-83	-7.5/ 159	L	▲
8/26	@ WAS	82-77	+4.5/ 162.5	W	↓
8/28	@ WAS	75-76	-1/ 161	L	↓
9/2	ATL	72-68	-6.5/ 159	L	↓
9/5	ATL	64-69	-6.5/ 156	L	↓
9/7	CON	56-83	+9/ 148.5	L	↓
9/11	NY	77-76	-4.5/ 158.5	L	↓
9/13	@ LV	75-85	+10.5/ 164.5	W	↓
9/19	LA	87-84	-3/ 147.5	P	▲
9/23	@ CHI	64-81	+5/ 167	L	↓

**Bold - won game SU / Gray - Play-off game**

2020	OPP	SCORE	LINE	ATS	O/U
7/26	@ ATL	95-105	-5.5/ 154.5	L	▲
7/29	NY	93-80	-4.5/ 166	W	▲
7/31	IND	76-73	-2.5/ 171.5	W	↓
8/2	@ LV	70-79	+6.5/ 171	L	↓
8/4	@ CHI	79-82	+6.5/ 172	W	↓
8/6	CON	68-91	+3.5/ 159.5	L	↓
8/8	ATL	85-75	-1.5/ 166	W	↓
8/10	PHX	79-91	+3.5/ 165	L	▲
8/12	@ CON	66-70	+4.5/ 161.5	W	↓
8/14	SEA	65-83	+13.5/ 157	L	↓
8/16	@ PHX	95-89	+9/ 165	W	▲
8/19	@ MIN	84-91	+5.5/ 156.5	L	▲
8/21	WAS	101-92	-3.5/ 160	W	▲
8/23	@ LA	81-84	+10.5/ 161.5	W	▲
8/25	LV	92-96	+9.5/ 167.5	W	▲
8/29	@ IND	82-78	-1.5/ 167.5	W	↓
9/2	LA	83-91	+6.5/ 163.5	L	▲
9/4	MIN	75-88	+4/ 165	L	↓
9/6	@ WAS	101-94	+1/ 161	W	▲
9/9	@ SEA	95-107	+12.5/ 166	W	▲
9/11	CHI	88-95	+5.5/ 172.5	L	▲
9/13	@ NY	82-79	-10.5/ 161	L	P

Date	Team	Line	O/U	Score	SU	ATS	O/U
5/7	Atlanta						
5/13	@ Washington						
5/15	@ New York						
5/17	Washington						
5/19	@ Phoenix						
5/21	Minnesota						
5/24	@ Connecticut						
5/26	@ Connecticut						
5/31	@ Los Angeles						
6/3	@ Seattle						
6/5	@ Las Vegas						
6/10	Seattle						
6/12	Seattle						
6/15	Las Vegas						
6/17	Phoenix						
6/19	Los Angeles						
6/21	@ Atlanta						
6/23	Indiana						
6/25	Phoenix						
6/28	@ Minnesota						
7/1	Los Angeles						
7/5	Connecticut						
7/12	@ Seattle						
7/14	@ Minnesota						
7/16	Chicago						
7/22	@ Chicago						
7/24	@ Indiana						
7/28	Washington						
7/30	@ Atlanta						
8/2	@ Chicago						
8/4	Las Vegas						
8/6	Indiana						
8/8	New York						
8/10	New York						
8/12	@ Phoenix						
8/14	@ Los Angeles						

# INDIANA FEVER • Coach Marianne Stanley (3<sup>rd</sup> year here/5<sup>th</sup> overall)

## ROSTER • RETURNING PRODUCTION • L5Y RECORDS

Player	Ret	MP	G	GS	PTS	2P%	2PA	3P%	3PA	FT%	FTA	RRB (O-D)	AST	STL	TOV	BLK	PF
Kelsey Mitchell	Y	1059	32	32	569	50.2%	283	33.5%	209	88.2%	85	84 (21-63)	80	34	65	7	74
Tiffany Mitchell	Y	765	28	25	336	45.9%	207	25.5%	47	88.0%	125	80 (25-55)	56	17	54	1	53
Victoria Vivians	Y	661	31	8	211	43.3%	104	25.2%	127	83.3%	30	95 (14-81)	40	35	41	4	57
Danielle Robinson	Y	659	24	24	237	44.6%	186	20.0%	25	88.9%	63	85 (8-77)	89	38	42	2	50
Lindsay Allen	Y	571	32	8	174	48.6%	105	29.8%	47	81.1%	37	48 (9-39)	96	17	31	3	34
Bernadett Hatar	Y	106	7	2	34	48.3%	29		0	85.7%	7	18 (7-11)	2	3	11	3	18
<i>Teaira McCowan (to Dal)</i>		848	32	23	361	53.7%	257		0	64.4%	132	308 (109-199)	34	18	53	51	107
<i>Jessica Breland</i>		544	26	18	152	37.8%	164	31.3%	16	68.4%	19	163 (37-126)	53	16	48	39	51
<i>Jantel Lavender (to Phx)</i>		539	27	14	174	42.9%	168	20.0%	20	90.0%	20	105 (46-59)	41	0	37	4	48
<i>Emma Cannon (to Phx)</i>		220	12	6	83	49.2%	65	21.4%	14	71.4%	14	54 (18-36)	12	5	24	2	29
<i>Kysre Gondrezick (to Chi)</i>		173	19	0	36	27.8%	18	28.6%	28	50.0%	4	19 (3-16)	18	7	17	0	14
<i>Aaliyah Wilson</i>		119	14	0	15	26.3%	19	14.3%	7	50.0%	4	12 (5-7)	8	3	9	2	17
<i>Lauren Cox (to LA)</i>		95	11	0	15	31.3%	16	33.3%	3	100.0%	2	22 (5-17)	3	4	7	3	9
<i>Chelsey Perry</i>		40	6	0	13	33.3%	9	22.2%	9	50.0%	2	6 (0-6)	2	3	2	0	7
<b>2020 Team Totals</b>		<b>6399</b>	<b>301</b>	<b>160</b>	<b>2410</b>	<b>46.1%</b>	<b>1630</b>	<b>28.4%</b>	<b>552</b>	<b>80.8%</b>	<b>544</b>	<b>1099 (307-792)</b>	<b>534</b>	<b>200</b>	<b>441</b>	<b>121</b>	<b>568</b>
<b>2020 Opponents Totals</b>		-	-	-	<b>2724</b>	<b>49.8%</b>	<b>1496</b>	<b>37.2%</b>	<b>674</b>	<b>81.3%</b>	<b>592</b>	<b>1068 (256-812)</b>	<b>650</b>	<b>221</b>	<b>383</b>	<b>137</b>	<b>576</b>
<b>Additions</b>																	
Jazmine Jones (from NY)		448	27	0	159	34.3%	102	38.3%	47	76.1%	46	66 (12-54)	31	14	43	10	64
Alanna Smith (from Pnx)		117	18	0	21	30.8%	13	19.0%	21	25.0%	4	24 (5-19)	10	7	6	6	10
Bria Hartley (from Phx)		51	6	0	22	55.6%	9	57.1%	7		0	4 (2-2)	5	1	5	0	1
Haley Gorecki (from Phx)		6	3	0	0		0	0.0%	1		0	2 (0-2)	0	0	1	0	0

2022 RETURNING PRODUCTION					
Starts	MP	Pts	Reb	Ast	Stl
<b>61.9%</b>	<b>59.7%</b>	<b>64.8%</b>	<b>37.3%</b>	<b>68.0%</b>	<b>72.0%</b>



Coach	Stanley	Stanley	Chatman	Chatman	Chatman
Finish - *P-offs	#6-E	#5-E	#4-E	#6-E	#6-E*
Season	2021	2020	2019	2018	2017
SU	6-26 (18.7%)	6-16 (27.3%)	13-21 (38.2%)	6-28 (17.6%)	8-26 (23.5%)
PPG diff	-9.8	-7.8	-2.7	-9.3	-7
ATS	15-16-1 (48.4%)	8-13-1 (38.1%)	18-16 (52.9%)	12-22 (35.3%)	19-15 (55.9%)
O/U	16-16 (50.0%)	14-8 (63.6%)	20-14 (58.8%)	17-15-2 (53.1%)	18-16 (52.9%)
SU H	4-12 (25.0%)	wubble	7-10 (47.1%)	2-15 (17.6%)	6-11 (41.2%)
PPG H diff	-7.5		1.9	-9.2	-4.2
ATS H	8-8 (50.0%)		8-9 (47.1%)	3-14 (17.6%)	7-10 (41.2%)
O/U H	5-11 (31.3%)		10-7 (58.8%)	11-5-1 (68.8%)	11-6 (64.7%)
SU A	2-14 (12.5%)	6-16 (27.3%)	6-11 (35.3%)	4-13 (23.5%)	2-15 (11.8%)
PPG A diff	-12.2	-7.8	-7.3	-9.3	-9.8
ATS A	7-8-1 (46.7%)	8-13-1 (38.1%)	10-7 (58.8%)	9-8 (52.9%)	12-5 (70.6%)
O/U A	11-5 (68.8%)	14-8 (63.6%)	10-7 (58.8%)	6-10-1 (37.5%)	7-10 (41.2%)

# INDIANA FEVER

## 2020 & 2021 LOGS PLUS THE 2022 SCHEDULE

2021	OPP	SCORE	LINE	ATS O/U
5/14	@ NY	87-90	-2.5/ 161	L ▲
5/16	NY	65-73	-5.5/ 165	L ▼
5/19	@ CON	67-88	+7/ 161	L ▼
5/21	ATL	79-83	-2/ 162.5	L ▼
<b>5/23</b>	<b>WAS</b>	<b>89-77</b>	<b>+2.5/ 161</b>	<b>W ▲</b>
5/25	WAS	69-85	+2.5/ 161	L ▼
5/28	@ LV	77-113	+11.5/ 165.5	L ▲
5/30	@ LV	78-101	+13.5/ 168.5	L ▲
6/1	@ SEA	73-88	+15.5/ 170	W ▼
6/3	@ LA	63-98	+5/ 158	L ▲
6/9	@ CHI	76-92	+11/ 159.5	L ▲
6/12	CHI	79-83	+11/ 161	W ▲
6/15	SEA	70-87	+15.5/ 166.5	L ▼
6/17	SEA	69-79	+16.5/ 164	W ▼
6/19	@ WAS	77-82	+9.5/ 165	W ▼
6/24	DAL	64-89	+9/ 162.5	L ▼
7/1	CON	80-86	+15/ 153.5	W ▲
<b>7/3</b>	<b>CON</b>	<b>73-67</b>	<b>+15/ 156</b>	<b>W ▼</b>
<b>7/9</b>	<b>NY</b>	<b>82-69</b>	<b>+3.5/ 164</b>	<b>W ▼</b>
<b>7/11</b>	<b>@ ATL</b>	<b>79-68</b>	<b>+5.5/ 166</b>	<b>W ▼</b>
8/15	@ LA	70-75	+4.5/ 154.5	L ▼
8/17	@ PHX	80-84	+10/ 160.5	W ▲
<b>8/20</b>	<b>@ DAL</b>	<b>83-81</b>	<b>+7.5/ 159</b>	<b>W ▲</b>
8/28	LV	71-87	+12.5/ 165	L ▼
<b>8/31</b>	<b>LA</b>	<b>74-72</b>	<b>+5.5/ 152.5</b>	<b>W ▼</b>
9/4	PHX	65-87	+7.5/ 160.5	L ▼
9/6	PHX	81-86	+11/ 159.5	W ▲
9/10	@ MIN	72-89	+11.5/ 157.5	L ▲
9/12	@ MIN	80-90	+11.5/ 159.5	W ▲
9/14	@ ATL	78-85	+3.5/ 154.5	L ▲
9/17	MIN	73-92	+9.5/ 163	L ▲
9/19	@ CHI	87-98	+12.5/ 166	W ▲

**Bold - won game SU / Gray - Play-off game**

2020	OPP	SCORE	LINE	ATS O/U
7/25	@ WAS	76-101	-1/ 157.5	L ▲
<b>7/29</b>	<b>PHX</b>	<b>106-100</b>	<b>+5/ 164</b>	<b>W ▲</b>
7/31	@ DAL	73-76	+2.5/ 171.5	L ▼
<b>8/2</b>	<b>ATL</b>	<b>93-77</b>	<b>+1/ 170</b>	<b>W P</b>
8/5	@ LA	75-86	+8/ 163.5	L ▼
8/7	@ MIN	80-87	+5/ 158.5	L ▲
<b>8/9</b>	<b>WAS</b>	<b>91-84</b>	<b>+4/ 167.5</b>	<b>W ▲</b>
8/11	LV	79-98	+6.5/ 167.5	L ▲
<b>8/13</b>	<b>@ NY</b>	<b>86-79</b>	<b>-6.5/ 163.5</b>	<b>W ▲</b>
8/15	LA	76-90	+8/ 167	L ▼
8/18	@ CON	62-84	+5/ 164.5	L ▼
<b>8/20</b>	<b>SEA</b>	<b>90-84</b>	<b>+17/ 163</b>	<b>W ▲</b>
8/22	@ CHI	76-87	+9/ 169.5	L ▼
8/25	@ SEA	74-87	+15/ 164.5	W ▼
8/29	DAL	78-82	+1.5/ 167.5	L ▼
8/31	CHI	77-100	+7.5/ 167.5	L ▲
9/1	@ ATL	90-102	+1.5/ 167	L ▲
9/3	@ PHX	81-105	+7/ 173.5	L ▲
9/5	CON	77-96	+6.5/ 160.5	L ▲
9/8	@ LV	86-92	+14.5/ 172.5	W ▲
<b>9/10</b>	<b>NY</b>	<b>85-75</b>	<b>-5.5/ 165.5</b>	<b>W ▼</b>
9/12	MIN	86-98	+5/ 168	L ▲

Teams were listed H/A in '20 but games †( wubble)

Date	Team	Line	O/U	Score	SU	ATS	O/U
5/6	@ Washington						
5/8	Los Angeles						
5/10	Minnesota						
5/13	@ New York						
5/15	Atlanta						
5/17	Atlanta						
5/20	@ Connecticut						
5/22	Connecticut						
5/24	@ Chicago						
5/27	Los Angeles						
5/31	Washington						
6/1	@ New York						
6/5	@ Atlanta						
6/8	@ Connecticut						
6/10	New York						
6/12	@ Minnesota						
6/15	Phoenix						
6/19	Chicago						
6/23	@ Dallas						
6/27	@ Phoenix						
6/29	@ Phoenix						
7/1	@ Seattle						
7/5	Seattle						
7/7	Chicago						
7/13	Connecticut						
7/15	Minnesota						
7/17	@ Seattle						
7/19	@ Los Angeles						
7/21	@ Las Vegas						
7/24	Dallas						
7/29	Las Vegas						
7/31	Las Vegas						
8/3	@ Atlanta						
8/6	@ Dallas						
8/12	Washington						
8/14	@ Washington						

# LAS VEGAS ACES • Coach Becky Hammon (4<sup>th</sup> year here/ 17<sup>th</sup> overall)

## ROSTER • RETURNING PRODUCTION • L5Y RECORDS

Player	Ret	MP	G	GS	PTS	2P%	2PA	3P%	3PA	FT%	FTA	RRB (O-D)	AST	STL	TOV	BLK	PF
A'ja Wilson	Y	1021	32	32	584	44.3%	465	100.0%	1	87.6%	193	298 (63-235)	98	28	46	40	49
Jackie Young	Y	1016	32	32	390	52.4%	286	25.0%	20	83.3%	90	130 (20-110)	103	36	47	11	58
Chelsea Gray	Y	926	32	32	355	47.5%	255	38.0%	71	88.9%	36	92 (15-77)	189	37	88	9	43
Riquna Williams	Y	833	32	32	337	48.1%	106	41.7%	151	92.0%	50	83 (6-77)	51	25	21	11	47
Dearica Hamby	Y	710	29	0	337	59.9%	197	25.0%	36	65.5%	113	193 (33-160)	49	31	43	4	57
Kelsey Plum	Y	665	26	0	385	46.9%	179	38.6%	114	94.4%	90	66 (11-55)	93	26	43	1	56
Kiah Stokes	Y	308	15	8	22	58.8%	17		0	50.0%	4	92 (27-65)	15	6	7	10	19
<i>Liz Cambage (to LA)</i>		595	25	24	356	55.3%	244	35.7%	14	71.0%	100	206 (39-167)	33	22	44	41	74
<i>JiSu Park</i>		223	25	0	49	35.4%	48	0.0%	4	83.3%	18	46 (16-30)	21	3	19	16	28
<i>Destiny Slocum</i>		133	21	0	22	28.6%	7	33.3%	15	60.0%	5	19 (3-16)	12	3	7	1	19
<i>Joyner Holmes (to Con)</i>		23	4	0	13	33.3%	6	75.0%	4		0	4 (0-4)	2	0	1	1	2
<i>Emma Cannon</i>		17	3	0	6	66.7%	3	0.0%	2	100.0%	2	5 (2-3)	1	0	3	1	3
<i>Bria Holmes</i>		6	2	0	0	0.0%	1		0		0	2 (0-2)	0	0	1	0	0
<i>Angel McCoughtry (to Min)</i>		0	1	0	0	0.0%	1		0		0	0 (0-0)	0	0	0	0	0
<b>2020 Team Totals</b>		<b>6476</b>	<b>279</b>	<b>160</b>	<b>2856</b>	<b>49.5%</b>	<b>1815</b>	<b>37.5%</b>	<b>432</b>	<b>81.9%</b>	<b>701</b>	<b>1236 (235-1001)</b>	<b>667</b>	<b>217</b>	<b>370</b>	<b>146</b>	<b>455</b>
<b>2020 Opponents Totals</b>		-	-	-	<b>2566</b>	<b>46.7%</b>	<b>1586</b>	<b>30.6%</b>	<b>759</b>	<b>81.2%</b>	<b>478</b>	<b>1118 (250-868)</b>	<b>622</b>	<b>219</b>	<b>365</b>	<b>119</b>	<b>603</b>
<b>Additions</b>																	
Theresa Plaisance (from Was)		559	31	11	199	41.9%	86	30.2%	116	81.5%	27	135 (21-114)	42	25	37	21	68
Kiah Stokes (from NY)		135	9	0	15	55.6%	9	50.0%	2	100.0%	2	38 (8-30)	5	4	6	6	14

2022 RETURNING PRODUCTION					
Starts	MP	Pts	Reb	Ast	Stl
<b>85.0%</b>	<b>84.6%</b>	<b>84.4%</b>	<b>77.2%</b>	<b>89.7%</b>	<b>87.1%</b>



		Runner-up			
Coach	Laimbeer	Laimbeer	Laimbeer	Laimbeer	Johnson
Finish - *P-offs	#1-W*	(t)#1-W*	#2-W*	#6-W	#6-W
Season	2021	2020	2019	2018	2017 - SAN ANT
SU	26-11 (70.3%)	21-9 (70.0%)	23-15 (60.5%)	14-19 (42.4%)	8-26 (23.5%)
PPG diff	6.9	3.8	3.8	-2.6	-7
ATS	17-19-1 (47.2%)	14-14-2 (50.0%)	16-22 (42.1%)	16-16-1 (50.0%)	19-15 (55.9%)
O/U	22-15 (59.5%)	14-16 (46.7%)	20-17-1 (54.1%)	16-16-1 (50.0%)	18-16 (52.9%)
SU H	14-5 (73.7%)	wubble	15-4 (47.4%)	8-9 (41.2%)	6-11 (41.2%)
PPG H diff	8.9		7.4	-0.9	-4.2
ATS H	10-9 (52.6%)		9-10 (47.4%)	7-10 (41.2%)	7-10 (41.2%)
O/U H	13-6 (68.4%)		11-8 (57.9%)	9-8 (52.9%)	11-6 (64.7%)
SU A	12-6 (66.7%)	21-9 (70.0%)	8-11 (42.1%)	6-10 (37.5%)	2-15 (11.8%)
PPG A diff	4.9	3.8	0.1	-4.3	-9.8
ATS A	7-10-1 (41.2%)	14-14-2 (50.0%)	7-12 (36.8%)	9-6-1 (60.0%)	12-5 (70.6%)
O/U A	9-9 (50.0%)	14-16 (46.7%)	9-9-1 (50.0%)	7-8-1 (46.7%)	7-10 (41.2%)

# LAS VEGAS ACES

## 2020 & '21 LOGS • 2022 SCHEDULE

2021	OPP	SCORE	LINE	ATS O/U
5/15	@ SEA	83-97	-1/ 166.5	L ▲
5/18	@ SEA	96-80	+1.5/ 167.5	W ▲
5/21	LA	97-69	-9.5/ 168.5	W ▼
5/23	CON	65-72	-6/ 162	L ▼
5/26	@ PHX	85-79	-6/ 167	P ▼
5/28	IND	113-77	-11.5/ 165.5	W ▲
5/30	IND	101-78	-13.5/ 168.5	W ▲
6/1	@ CON	67-74	-1.5/ 160	L ▼
6/3	@ NY	94-82	-9/ 170.5	W ▲
6/5	@ WAS	96-93	-7.5/ 167	L ▲
6/13	DAL	85-78	-8.5/ 172.5	L ▼
6/15	NY	100-78	-14.5/ 172.5	W ▲
6/17	NY	103-76	-16/ 173	W ▲
6/25	@ MIN	89-90	-6/ 172	L ▲
6/27	SEA	95-92	-2.5/ 170.5	W ▲
6/30	@ LA	99-75	-12/ 164.5	W ▲
7/2	@ LA	66-58	-15/ 167.5	L ▼
7/4	ATL	118-95	-15/ 174	W ▲
7/7	PHX	90-99	-10.5/ 173	L ▲
7/9	MIN	67-77	-4.5/ 172	L ▼
7/11	@ DAL	95-79	-3.5/ 173.5	W ▲
8/15	WAS	84-83	-11.5/ 174	L ▼
8/17	WAS	93-83	-9.5/ 172.5	W ▲
8/24	@ CON	62-76	+3/ 156	L ▼
8/26	@ ATL	78-71	-12.5/ 166.5	L ▼
8/28	@ IND	87-71	-12.5/ 165	W ▼
9/2	CHI	90-83	-3/ 170	W ▲
9/5	@ CHI	84-92	-2/ 169.5	L ▲
9/8	MIN	102-81	-4/ 167	W ▲
9/13	DAL	85-75	-10.5/ 164.5	L ▼
9/17	@ CHI	103-70	-3.5/ 171.5	W ▲
9/19	@ PHX	84-83	-3.5/ 168	L ▼
9/28	PHX	96-90	-6.5/ 169.5	L ▲
9/30	PHX	91-117	-6/ 170.5	L ▼
10/3	@ PHX	60-87	-2/ 173	L ▼
10/6	@ PHX	93-76	+1/ 171.5	W ▼
10/8	PHX	84-87	-5.5/ 169	L ▲

Bold - won game SU / Gray - Play-off game

2020	OPP	SCORE	LINE	ATS O/U
7/26	CHI	86-88	+3.5/ 175	W ▼
7/29	ATL	100-70	-8/ 174.5	W ▼
7/31	@ PHX	95-102	-7/ 176	L ▲
8/2	DAL	79-70	-6.5/ 171	W ▼
8/5	@ WAS	83-77	+2.5/ 176	W ▼
8/7	LA	86-82	-5/ 166	L ▲
8/9	@ NY	78-76	-13.5/ 164	L ▼
8/11	@ IND	98-79	-6.5/ 167.5	W ▲
8/13	MIN	87-77	-3/ 159	W ▲
8/15	WAS	88-73	-9/ 162	W ▼
8/18	@ CHI	82-84	-4.5/ 171	L ▼
8/20	CON	99-78	-6.5/ 162.5	W ▲
8/22	SEA	82-74	+5/ 165.5	W ▼
8/25	@ DAL	96-92	-9.5/ 167.5	L ▲
8/29	NY	80-63	-17/ 169	P ▼
9/1	PHX	85-92	-8.5/ 170.5	L ▲
9/3	@ CON	93-78	-9/ 159.5	W ▲
9/5	@ ATL	89-79	-10.5/ 170	L ▼
9/8	IND	92-86	-14.5/ 172.5	L ▲
9/10	@ MIN	104-89	-5.5/ 166	W ▲
9/12	@ LA	84-70	-4/ 168	W ▼
9/13	@ SEA	86-84	-2/ 165.5	P ▲
9/20	CON	62-87	-6/ 162.5	L ▼
9/22	CON	83-75	-5.5/ 161	W ▼
9/24	@ CON	68-77	-6.5/ 160.5	L ▼
9/27	@ CON	84-75	-2.5/ 157.5	W ▲
9/29	CON	66-63	-3/ 157	P ▼
10/2	SEA	80-93	+6/ 164	L ▲
10/4	SEA	91-104	+7/ 167	L ▲
10/6	@ SEA	59-92	+7.5/ 171.5	L ▼

Teams were listed H/A in '20 but games †( wubble)

Date	Team	Line	O/U	Score	SU	ATS	O/U
5/6	@ Phoenix						
5/8	Seattle						
5/10	@ Washington						
5/13	@ Atlanta						
5/17	Phoenix						
5/19	Minnesota						
5/21	Phoenix						
5/23	Los Angeles						
5/28	@ Chicago						
5/31	Connecticut						
6/2	Connecticut						
6/5	Dallas						
6/11	@ Los Angeles						
6/15	@ Dallas						
6/19	Minnesota						
6/21	Chicago						
6/25	Washington						
6/27	@ Los Angeles						
6/29	@ Seattle						
7/1	@ Minnesota						
7/3	@ Minnesota						
7/6	New York						
7/12	@ New York						
7/14	@ New York						
7/17	@ Connecticut						
7/19	Atlanta						
7/21	Indiana						
7/23	Los Angeles						
7/29	@ Indiana						
7/31	@ Indiana						
8/2	@ Washington						
8/4	@ Dallas						
8/7	@ Seattle						
8/9	Atlanta						
8/11	Chicago						
8/14	Seattle						

# LOS ANGELES SPARKS • Derek Fisher (4<sup>th</sup> year here/ 2 years NBA)

## ROSTER • RETURNING PRODUCTION • L5Y RECORDS

Player	Ret	MP	G	GS	PTS	2P%	2PA	3P%	3PA	FT%	FTA	RRB (O-D)	AST	STL	TOV	BLK	PF
Brittney Sykes	Y	939	32	20	302	43.0%	242	26.2%	42	77.2%	79	146 (37-109)	70	58	45	15	79
Amanda Zahui B.	Y	714	30	27	275	54.3%	140	28.0%	107	76.7%	43	154 (24-130)	29	18	54	35	99
Te'a Cooper	Y	682	31	13	281	40.1%	182	32.4%	74	75.0%	84	54 (4-50)	44	28	57	6	69
Nneka Ogumike	Y	570	18	18	261	56.0%	175	36.7%	30	80.0%	40	117 (26-91)	48	26	39	5	32
Kristi Toliver	Y	525	19	19	178	49.4%	79	33.7%	83	84.2%	19	28 (9-19)	54	14	32	0	36
Arella Guirantes	Y	291	25	2	79	29.4%	68	22.2%	27	80.8%	26	33 (6-27)	15	8	12	4	26
Lauren Cox	Y	210	15	0	53	43.9%	41	20.0%	5	77.8%	18	55 (11-44)	9	10	9	13	20
Chiney Ogumike	Y	134	7	3	49	37.8%	45	75.0%	4	75.0%	8	29 (11-18)	9	6	6	3	23
Jasmine Walker	Y	20	2	0	0	0.0%	1	0.0%	4	0.0%	2	1 (0-1)	2	2	1	1	1
<i>Erica Wheeler (to Atl)</i>		967	32	32	434	43.5%	292	35.9%	92	82.7%	98	98 (16-82)	152	43	87	8	86
<i>Nia Coffey (to Atl)</i>		805	32	17	264	42.6%	101	41.7%	120	77.8%	36	122 (18-104)	28	26	45	38	85
<i>Bria Holmes</i>		312	17	5	83	37.1%	62	24.2%	33	56.5%	23	47 (20-27)	20	15	20	6	21
<i>Karlie Samuelson</i>		174	11	3	42	18.2%	11	47.8%	23	71.4%	7	25 (3-22)	9	7	5	0	20
<i>Kristine Anigwe (to Phx)</i>		106	7	1	27	39.1%	23		0	56.3%	16	27 (10-17)	5	4	10	1	21
<b>2020 Team Totals</b>		<b>6449</b>	<b>278</b>	<b>160</b>	<b>2328</b>	<b>44.4%</b>	<b>1462</b>	<b>33.5%</b>	<b>644</b>	<b>76.6%</b>	<b>499</b>	<b>936 (195-741)</b>	<b>494</b>	<b>265</b>	<b>422</b>	<b>135</b>	<b>618</b>
<b>2020 Opponents Totals</b>		-	-	-	<b>2467</b>	<b>45.7%</b>	<b>1360</b>	<b>34.3%</b>	<b>664</b>	<b>83.0%</b>	<b>652</b>	<b>1225 (297-928)</b>	<b>530</b>	<b>227</b>	<b>549</b>	<b>127</b>	<b>591</b>
<b>Additions</b>																	
Liz Cambage (from LV)		595	25	24	356	55.3%	244	35.7%	14	71.0%	100	206 (39-167)	33	22	44	41	74
Katie Lou Samuelson (from Sea)		566	27	24	189	54.8%	84	35.1%	74	73.1%	26	95 (11-84)	46	18	30	7	45
Jordin Canada (from Sea)		542	29	3	168	40.8%	130	21.4%	14	84.1%	63	66 (16-50)	88	21	31	4	29
Chennedy Carter (from Atl)		280	11	11	156	48.0%	123	11.1%	9	87.5%	40	14 (5-9)	36	8	23	4	33
Lexie Brown (from Chi)		162	17	0	28	40.0%	5	24.2%	33		0	12 (0-12)	19	7	8	0	11
Lauren Cox (from Ind)		95	11	0	15	31.3%	16	33.3%	3	100.0%	2	22 (5-17)	3	4	7	3	9

2022 RETURNING PRODUCTION					
Starts	MP	Pts	Reb	Ast	Stl
63.8%	63.3%	63.5%	65.9%	56.7%	64.2%



	Runner-up				
Coach	Fisher	Fisher	Fisher	Agler	Agler
Finish - *P-offs	#6-W	#3-W*	#1-W*	#3-W*	#2-W*
Season	2021	2020	2019	2018	2017
SU	12-20 (37.5%)	15-8 (65.2%)	23-15 (60.5%)	20-16 (55.6%)	31-11 (73.8%)
PPG diff	-4.4	3.8	1.6	1.1	7.1
ATS	14-16-2 (46.7%)	12-11 (52.2%)	19-18-1 (51.4%)	16-19-1 (45.7%)	27-15 (64.3%)
O/U	10-21-1 (32.3%)	11-12 (47.8%)	19-19 (50.0%)	15-20-1 (42.9%)	14-28 (33.3%)
SU H	8-8 (50.0%)	wubble	16-3 (72.2%)	12-6 (44.4%)	19-2 (71.4%)
PPG H diff	-2		8.9	4.7	11.6
ATS H	8-7-1 (53.3%)		13-5-1 (72.2%)	8-10 (44.4%)	15-6 (71.4%)
O/U H	5-10-1 (33.3%)		10-9 (52.6%)	3-14-1 (17.6%)	4-17 (19.0%)
SU A	4-12 (25.0%)	15-8 (65.2%)	7-12 (36.8%)	8-10 (44.4%)	12-9 (57.1%)
PPG A diff	-6.6	3.8	-5.7	-2.5	2.8
ATS A	6-9-1 (40.0%)	12-11 (52.2%)	6-13 (31.6%)	8-9-1 (47.1%)	12-9 (57.1%)
O/U A	5-11 (31.3%)	11-12 (47.8%)	9-10 (47.4%)	12-6 (66.7%)	10-11 (47.6%)



# LOS ANGELES SPARKS

## 2020 & 2021 LOGS PLUS THE 2022 SCHEDULE

2021	OPP	SCORE	LINE	ATS	O/U
5/14	DAL	71-94	-6/ 165	L	P
5/21	@ LV	69-97	+9.5/ 168.5	L	↓
<b>5/28</b>	<b>@ CHI</b>	<b>76-61</b>	<b>+4/ 170</b>	<b>W</b>	<b>↓</b>
<b>5/30</b>	<b>@ CHI</b>	<b>82-79</b>	<b>+3/ 165</b>	<b>W</b>	<b>↓</b>
6/1	@ DAL	69-79	-1.5/ 165.5	L	↓
<b>6/3</b>	<b>IND</b>	<b>98-63</b>	<b>-5/ 158</b>	<b>W</b>	<b>▲</b>
<b>6/5</b>	<b>CHI</b>	<b>68-63</b>	<b>-1.5/ 157</b>	<b>W</b>	<b>↓</b>
6/10	@ WAS	71-89	+6.5/ 158	L	▲
6/12	@ MIN	64-80	+10/ 157	L	↓
<b>6/16</b>	<b>PHX</b>	<b>85-80</b>	<b>+5.5/ 153.5</b>	<b>W</b>	<b>▲</b>
6/18	PHX	66-80	+4/ 155	L	↓
6/20	NY	73-76	-2.5/ 160.5	L	↓
<b>6/24</b>	<b>WAS</b>	<b>89-82</b>	<b>+3.5/ 156.5</b>	<b>W</b>	<b>▲</b>
6/27	@ PHX	79-88	+7/ 156	L	▲
6/30	LV	75-99	+12/ 164.5	L	▲
7/2	LV	58-66	+15/ 167.5	W	↓
7/4	SEA	74-84	+11.5/ 159.5	W	↓
7/7	@ SEA	62-71	+15/ 158	W	↓
7/11	MIN	61-86	+8/ 153.5	L	↓
<b>8/15</b>	<b>IND</b>	<b>75-70</b>	<b>-4.5/ 154.5</b>	<b>W</b>	<b>↓</b>
<b>8/17</b>	<b>ATL</b>	<b>85-80</b>	<b>-4/ 158.5</b>	<b>W</b>	<b>▲</b>
<b>8/19</b>	<b>ATL</b>	<b>66-64</b>	<b>-4/ 156.5</b>	<b>L</b>	<b>↓</b>
<b>8/22</b>	<b>@ NY</b>	<b>86-83</b>	<b>+3/ 154.5</b>	<b>W</b>	<b>▲</b>
8/24	@ WAS	68-78	+2.5/ 157	L	↓
8/26	@ CON	72-76	+11.5/ 145.5	W	▲
8/28	@ CON	61-76	+10.5/ 144.5	L	↓
8/31	@ IND	72-74	-5.5/ 152.5	L	↓
9/2	@ MIN	57-66	+7.5/ 152	L	↓
9/9	CON	57-75	+10/ 143	L	↓
<b>9/12</b>	<b>SEA</b>	<b>81-53</b>	<b>+6/ 152</b>	<b>W</b>	<b>↓</b>
<b>9/16</b>	<b>@ ATL</b>	<b>74-68</b>	<b>-2.5/ 147.5</b>	<b>W</b>	<b>↓</b>
9/19	@ DAL	84-87	+3/ 147.5	P	▲

**Bold - won game SU / Gray - Play-off game**

2020	OPP	SCORE	LINE	ATS	O/U
<b>7/25</b>	<b>@ PHX</b>	<b>99-76</b>	<b>-3.5/ 156</b>	<b>W</b>	<b>▲</b>
7/28	@ CHI	78-96	-5.5/ 172.5	L	▲
<b>7/30</b>	<b>CON</b>	<b>81-76</b>	<b>-6.5/ 166</b>	<b>L</b>	<b>↓</b>
8/1	@ SEA	75-81	+4.5/ 163	L	↓
<b>8/5</b>	<b>IND</b>	<b>86-75</b>	<b>-8/ 163.5</b>	<b>W</b>	<b>↓</b>
8/7	@ LV	82-86	+5/ 166	W	▲
<b>8/9</b>	<b>MIN</b>	<b>97-81</b>	<b>-8/ 152</b>	<b>W</b>	<b>▲</b>
<b>8/11</b>	<b>NY</b>	<b>93-78</b>	<b>-13/ 160.5</b>	<b>W</b>	<b>▲</b>
<b>8/13</b>	<b>@ WAS</b>	<b>81-64</b>	<b>-7.5/ 162</b>	<b>W</b>	<b>↓</b>
<b>8/15</b>	<b>@ IND</b>	<b>90-76</b>	<b>-8/ 167</b>	<b>W</b>	<b>↓</b>
<b>8/19</b>	<b>PHX</b>	<b>83-74</b>	<b>-5.5/ 168.5</b>	<b>W</b>	<b>↓</b>
<b>8/21</b>	<b>@ ATL</b>	<b>93-85</b>	<b>-15.5/ 163.5</b>	<b>L</b>	<b>▲</b>
<b>8/23</b>	<b>DAL</b>	<b>84-81</b>	<b>-10.5/ 161.5</b>	<b>L</b>	<b>▲</b>
<b>8/28</b>	<b>@ CON</b>	<b>80-76</b>	<b>-5.5/ 159</b>	<b>L</b>	<b>↓</b>
<b>8/30</b>	<b>ATL</b>	<b>84-79</b>	<b>-13.5/ 164</b>	<b>L</b>	<b>↓</b>
8/31	@ MIN	78-96	-5/ 158.5	L	▲
<b>9/2</b>	<b>@ DAL</b>	<b>91-83</b>	<b>-6.5/ 163.5</b>	<b>W</b>	<b>▲</b>
9/4	SEA	89-90	+6.5/ 161	W	▲
<b>9/6</b>	<b>CHI</b>	<b>86-80</b>	<b>-5.5/ 170.5</b>	<b>W</b>	<b>↓</b>
<b>9/8</b>	<b>@ NY</b>	<b>96-70</b>	<b>-13.5/ 161</b>	<b>W</b>	<b>▲</b>
9/10	WAS	72-80	-8/ 162	L	↓
9/12	LV	70-84	+4/ 168	L	↓
9/17	CON	59-73	-5/ 159	L	↓

Teams were listed H/A in '20 but games †( wubble)

Date	Team	Line	O/U	Score	SU	ATS	O/U
5/6	@ Chicago						
5/8	@ Indiana						
5/11	@ Atlanta						
5/14	@ Connecticut						
<b>5/17</b>	<b>Minnesota</b>						
5/20	@ Seattle						
5/23	@ Las Vegas						
<b>5/25</b>	<b>Phoenix</b>						
5/27	@ Indiana						
5/29	@ Minnesota						
<b>5/31</b>	<b>Dallas</b>						
6/5	@ Phoenix						
<b>6/11</b>	<b>Las Vegas</b>						
6/19	@ Dallas						
<b>6/21</b>	<b>Washington</b>						
<b>6/23</b>	<b>Chicago</b>						
6/25	@ Seattle						
<b>6/27</b>	<b>Las Vegas</b>						
7/1	@ Dallas						
<b>7/3</b>	<b>New York</b>						
<b>7/4</b>	<b>Phoenix</b>						
<b>7/7</b>	<b>Seattle</b>						
<b>7/12</b>	<b>Washington</b>						
<b>7/14</b>	<b>Chicago</b>						
<b>7/19</b>	<b>Indiana</b>						
<b>7/21</b>	<b>Atlanta</b>						
7/23	@ Las Vegas						
7/28	@ Phoenix						
<b>7/31</b>	<b>Minnesota</b>						
8/2	@ New York						
8/3	@ New York						
8/5	@ Atlanta						
8/7	@ Washington						
<b>8/9</b>	<b>Connecticut</b>						
<b>8/11</b>	<b>Connecticut</b>						
<b>8/14</b>	<b>Dallas</b>						

# MINNESOTA LYNX • Coach Cheryl Reeve (13<sup>th</sup> year)

## ROSTER • RETURNING PRODUCTION • L5Y RECORDS

Player	Ret	MP	G	GS	PTS	2P%	2PA	3P%	3PA	FT%	FTA	RRB (O-D)	AST	STL	TOV	BLK	PF
Kayla McBride	Y	1010	32	32	438	48.5%	169	37.9%	161	91.0%	100	115 (8-107)	72	26	34	5	57
Napheesa Collier	Y	1003	29	29	469	49.0%	314	25.3%	83	86.0%	114	192 (50-142)	92	38	68	37	82
Sylvia Fowles	Y	934	31	31	496	64.0%	325		0	75.5%	106	312 (65-247)	44	56	72	56	79
Crystal Dangerfield	Y	623	31	10	238	40.4%	146	35.9%	78	85.7%	42	61 (8-53)	88	21	43	2	58
Bridget Carleton	Y	618	32	10	153	44.4%	63	36.5%	74	80.0%	20	74 (23-51)	47	25	27	6	47
Damiris Dantas	Y	572	24	20	184	43.8%	73	33.3%	102	75.0%	24	97 (15-82)	55	10	44	7	48
Layshia Clarendon	Y	540	21	20	218	53.0%	164	35.7%	14	78.4%	37	65 (12-53)	119	13	64	0	59
Rachel Banham	Y	341	27	0	135	42.6%	54	37.3%	75	62.5%	8	33 (3-30)	44	8	25	4	47
Aerial Powers	Y	309	14	7	188	46.3%	108	31.4%	35	91.7%	60	51 (13-38)	29	5	41	5	29
Natalie Achonwa	Y	253	21	1	77	43.3%	60	0.0%	1	89.3%	28	45 (12-33)	25	12	13	5	33
Jessica Shepard	Y	231	22	0	45	46.9%	32	8.3%	12	75.0%	16	71 (24-47)	38	3	18	4	20
<i>Cierra Burdick</i>		10	3	0	6	66.7%	3		0	66.7%	3	1 (0-1)	0	0	0	0	0
<i>Linnae Harper (to Was)</i>		5	1	0	0		0		0		0	1 (0-1)	0	0	0	0	2
<i>Natasha Mack</i>		2	1	0	0		0		0		0	0 (0-0)	0	0	0	0	0
<b>2020 Team Totals</b>		<b>6451</b>	<b>289</b>	<b>160</b>	<b>2647</b>	<b>50.7%</b>	<b>1511</b>	<b>34.0%</b>	<b>635</b>	<b>83.7%</b>	<b>558</b>	<b>1118 (233-885)</b>	<b>653</b>	<b>217</b>	<b>449</b>	<b>131</b>	<b>561</b>
<b>2020 Opponents Totals</b>		-	-	-	<b>2519</b>	<b>45.8%</b>	<b>1530</b>	<b>34.6%</b>	<b>667</b>	<b>83.0%</b>	<b>513</b>	<b>1039 (226-813)</b>	<b>580</b>	<b>253</b>	<b>414</b>	<b>134</b>	<b>559</b>
<b>Additions</b>																	
Layshia Clarendon (from NY)		3	1	0	0		0		0		0	0 (0-0)	0	0	2	0	1
Angel McCoughtry (from LV)		0	1	0	0	0.0%	1		0		0	0 (0-0)	0	0	0	0	0

### 2022 RETURNING PRODUCTION

Starts	MP	Pts	Reb	Ast	Stl
100.0%	99.7%	99.8%	99.8%	100.0%	100.0%



	CHAMPION				
Coach	Reeve	Reeve	Reeve	Reeve	Reeve
Finish - *P-offs	#2-W*	#4-W*	(t)#3-W*	#4-W*	#1-W*
Season	2021	2020	2019	2018	2017
SU	22-11 (66.7%)	15-11 (57.7%)	18-17 (51.4%)	18-17 (51.4%)	33-9 (78.6%)
PPG diff	3.5	2	2.2	0.4	10.3
ATS	18-15 (54.5%)	15-11 (57.7%)	18-16-1 (52.9%)	13-22 (37.1%)	22-20 (52.4%)
O/U	18-15 (54.5%)	16-10 (61.5%)	18-17 (51.4%)	12-23 (34.3%)	20-21-1 (48.8%)
SU H	13-4 (76.5%)	wubble	11-6 (68.7%)	9-8 (29.4%)	19-3 (45.5%)
PPG H diff	5		6.8	0.8	13.2
ATS H	10-7 (58.8%)		11-5-1 (68.7%)	5-12 (29.4%)	10-12 (45.5%)
O/U H	9-8 (52.9%)		9-8 (52.9%)	9-8 (52.9%)	12-10 (54.5%)
SU A	9-7 (56.2%)	15-11 (57.7%)	7-11 (38.9%)	9-9 (50.0%)	14-6 (70.0%)
PPG A diff	1.9	2	-2.3	0.1	6.9
ATS A	8-8 (50.0%)	15-11 (57.7%)	7-11 (38.9%)	8-10 (44.4%)	12-8 (60.0%)
O/U A	9-7 (56.3%)	16-10 (61.5%)	9-9 (50.0%)	3-15 (16.7%)	8-11-1 (42.1%)

# MINNESOTA LYNX

## 2020 & '21 LOGS • 2022 SCHEDULE

2021	OPP	SCORE	LINE	ATS O/U
5/14	PHX	75-77	-1/ 164	L ↓
5/18	@ NY	75-86	-5/ 158	L ▲
5/20	SEA	78-90	+4.5/ 164.5	L ▲
5/28	@ SEA	72-82	+6/ 166.5	L ↓
5/30	CON	79-74	+2.5/ 156.5	W ↓
6/4	ATL	86-84	-6.5/ 161.5	L ▲
6/6	ATL	100-80	-4.5/ 163	W ▲
6/8	@ WAS	81-85	-2/ 165	L ▲
6/12	LA	80-64	-10/ 157	W ↓
6/15	CHI	89-105	-3.5/ 159.5	L ▲
6/17	@ DAL	85-73	+4/ 167.5	W ↓
6/19	@ DAL	77-95	+3/ 165	L ▲
6/23	@ ATL	87-85	-4/ 167	L ▲
6/25	LV	90-89	+6/ 172	W ▲
6/30	@ PHX	82-76	+3/ 165.5	W ↓
7/3	@ PHX	99-68	+5/ 165	W ▲
7/7	DAL	85-79	-4.5/ 167.5	W ↓
7/9	@ LV	77-67	+4.5/ 172	W ↓
7/11	@ LA	86-61	-8/ 153.5	W ↓
8/15	NY	88-78	-6.5/ 163	W ▲
8/17	@ CON	60-72	+3.5/ 154	L ↓
8/19	@ CON	71-82	+7/ 150.5	L ▲
8/21	@ CHI	101-95	-2.5/ 161.5	W ▲
8/24	SEA	76-70	+4/ 165.5	W ↓
8/31	NY	74-66	-8/ 164.5	P ↓
9/2	LA	66-57	-7.5/ 152	W ↓
9/4	WAS	93-75	-7.5/ 159.5	W ▲
9/8	@ LV	81-102	+4/ 167	L ▲
9/10	IND	89-72	-11.5/ 157.5	W ▲
9/12	IND	90-80	-11.5/ 159.5	L ▲
9/17	@ IND	92-73	-9.5/ 163	W ▲
9/19	@ WAS	83-77	-5.5/ 164.5	W ↓
9/26	CHI	76-89	-4/ 166	L ↓

**Bold - won game SU / Gray - Play-off game**

2020	OPP	SCORE	LINE	ATS O/U
7/26	CON	77-69	+3/ 156	W ↓
7/28	@ SEA	66-90	+9.5/ 156.5	L ↓
7/30	CHI	83-81	+5/ 167.5	W ↓
8/1	@ CON	78-69	+3.5/ 156	W ↓
8/5	@ NY	92-66	-6.5/ 157	W ▲
8/7	IND	87-80	-5/ 158.5	W ▲
8/9	@ LA	81-97	+8/ 152	L ▲
8/11	WAS	68-48	+1.5/ 160.5	W ↓
8/13	@ LV	77-87	+3/ 159	L ▲
8/15	NY	94-64	-7.5/ 154.5	W ▲
8/19	DAL	91-84	-5.5/ 156.5	W ▲
8/21	@ PHX	90-80	+2/ 164	W ▲
8/23	ATL	75-78	-11.5/ 162.5	L ↓
8/28	@ ATL	88-79	-7.5/ 161.5	W ▲
8/30	PHX	79-83	-4.5/ 164.5	L ↓
8/31	LA	96-78	+5/ 158.5	W ▲
9/2	@ CHI	86-83	+3/ 167	W ▲
9/4	@ DAL	88-75	-4/ 165	W ↓
9/6	SEA	88-103	+7/ 161	L ▲
9/8	@ WAS	86-89	-8/ 158.5	L ▲
9/10	LV	89-104	+5.5/ 166	L ▲
9/12	@ IND	98-86	-5/ 168	W ▲
9/17	PHX	80-79	-4.5/ 167.5	L ↓
9/22	@ SEA	86-88	+9/ 163	W ▲
9/24	@ SEA	79-89	+8/ 164	L ▲
9/27	SEA	71-92	+8.5/ 165	L ↓

Teams were listed H/A in '20 but games †( wubble)

Date	Team	Line	O/U	Score	SU	ATS	O/U
5/6	@ Seattle						
5/8	Washington						
5/10	@ Indiana						
5/14	Chicago						
5/17	@ Los Angeles						
5/19	@ Las Vegas						
5/21	@ Dallas						
5/24	New York						
5/29	Los Angeles						
6/1	@ Atlanta						
6/5	@ New York						
6/7	@ New York						
6/10	Washington						
6/12	Indiana						
6/14	Seattle						
6/19	@ Las Vegas						
6/21	@ Phoenix						
6/23	Phoenix						
6/26	@ Chicago						
6/28	Dallas						
7/1	Las Vegas						
7/3	Las Vegas						
7/6	Chicago						
7/12	Phoenix						
7/14	Dallas						
7/15	@ Indiana						
7/17	@ Washington						
7/22	Connecticut						
7/24	Connecticut						
7/28	@ Atlanta						
7/31	@ Los Angeles						
8/3	@ Seattle						
8/7	Atlanta						
8/10	@ Phoenix						
8/12	Seattle						
8/14	@ Connecticut						

# NEW YORK LIBERTY • Sandy Brondello (1<sup>st</sup> year here/10<sup>th</sup> overall)

## ROSTER • RETURNING PRODUCTION • L5Y RECORDS

Player	Ret	MP	G	GS	PTS	2P%	2PA	3P%	3PA	FT%	FTA	RRB (O-D)	AST	STL	TOV	BLK	PF
Betnijah Laney	Y	1069	32	32	536	49.6%	341	31.2%	109	78.7%	122	132 (27-105)	167	21	119	3	70
Sabrina Ionescu	Y	899	30	26	352	44.7%	132	32.5%	166	91.1%	79	170 (21-149)	183	18	96	16	54
Sami Whitcomb	Y	843	30	28	351	57.8%	83	42.5%	179	81.8%	33	151 (10-141)	81	31	62	10	53
Michaela Onyenwere	Y	711	32	29	275	47.4%	114	32.7%	113	83.6%	67	94 (21-73)	18	14	34	9	80
Rebecca Allen	Y	615	25	13	229	28.9%	90	38.1%	126	89.2%	37	92 (19-73)	28	40	21	31	54
Kylee Shook	Y	567	30	19	170	51.6%	91	39.3%	61	80.0%	5	121 (20-101)	41	10	38	15	47
Natasha Howard	Y	357	13	13	210	53.6%	140	33.3%	36	77.4%	31	94 (28-66)	22	17	49	7	38
DiDi Richards	Y	346	31	0	70	40.5%	42	45.5%	22	60.0%	10	34 (9-25)	25	17	16	6	24
<i>Jazmine Jones (to Ind)</i>		448	27	0	159	34.3%	102	38.3%	47	76.1%	46	66 (12-54)	31	14	43	10	64
<i>Leaonna Odom (to Phx)</i>		217	18	0	56	57.1%	28	29.4%	17	75.0%	12	21 (11-10)	8	5	10	5	25
<i>Reshanda Gray</i>		210	15	0	88	58.2%	55	22.2%	9	69.2%	26	53 (13-40)	5	4	21	4	47
<i>Kiah Stokes (to LV)</i>		135	9	0	15	55.6%	9	50.0%	2	100.0%	2	38 (8-30)	5	4	6	6	14
<i>Joyner Holmes (to Con)</i>		5	1	0	0		0		0		0	0 (0-0)	1	0	1	0	1
<i>Layshia Clarendon (to Min)</i>		3	1	0	0		0		0		0	0 (0-0)	0	0	2	0	1
<b>2020 Team Totals</b>		<b>6425</b>	<b>294</b>	<b>160</b>	<b>2511</b>	<b>47.5%</b>	<b>1227</b>	<b>36.2%</b>	<b>887</b>	<b>81.3%</b>	<b>470</b>	<b>1066 (199-867)</b>	<b>615</b>	<b>195</b>	<b>518</b>	<b>122</b>	<b>572</b>
<b>2020 Opponents Totals</b>		-	-	-	<b>2736</b>	<b>48.3%</b>	<b>1635</b>	<b>33.3%</b>	<b>687</b>	<b>82.5%</b>	<b>571</b>	<b>1171 (286-885)</b>	<b>635</b>	<b>255</b>	<b>390</b>	<b>134</b>	<b>549</b>
<b>Additions</b>																	
Stefanie Dolson (from Chi)		480	24	15	179	52.5%	99	40.4%	47	94.7%	19	84 (16-68)	30	6	30	19	64



2022 RETURNING PRODUCTION					
Starts	MP	Pts	Reb	Ast	Stl
100.0%	84.2%	87.3%	83.3%	91.9%	86.2%

Coach	Hopkins	Hopkins	Smith	Smith	Laimbeer
Finish - *P-offs	(t)#3-E*	#6-E	#5-E	#5-E	#1-E*
Season	2021	2020	2019	2018	2017
SU	12-21 (36.4%)	2-20 (9.1%)	10-24 (29.4%)	7-27 (20.6%)	22-13 (0.639)
PPG diff	-6.8	-14	-7.3	-7.1	2.7
ATS	16-17 (48.5%)	6-14-2 (30.0%)	12-22 (35.3%)	15-19 (44.1%)	18-17 (51.4%)
O/U	19-13-1 (59.4%)	9-12-1 (42.9%)	18-15-1 (54.5%)	19-15 (55.9%)	15-19-1 (44.1%)
SU H	7-9 (43.7%)	wubble	4-13 (29.4%)	4-13 (35.3%)	13-5 (55.6%)
PPG H diff	-5.9		-7.4	-5.3	6.2
ATS H	7-9 (43.7%)		5-12 (29.4%)	6-11 (35.3%)	10-8 (55.6%)
O/U H	11-4-1 (73.3%)		10-7 (58.8%)	10-7 (58.8%)	7-10-1 (41.2%)
SU A	5-12 (29.4%)	2-20 (9.1%)	6-11 (35.3%)	3-14 (17.6%)	9-8 (52.9%)
PPG A diff	-7.7	-14	-7.3	-9	-1.2
ATS A	9-8 (52.9%)	6-14-2 (30.0%)	7-10 (41.2%)	9-8 (52.9%)	8-9 (47.1%)
O/U A	8-9 (47.1%)	9-12-1 (42.9%)	8-8-1 (50.0%)	9-8 (52.9%)	8-9 (47.1%)

# NEW YORK LIBERTY

## 2020 & 2021 LOGS PLUS THE 2022 SCHEDULE

2021	OPP	SCORE	LINE	ATS	O/U
5/14	IND	90-87	+2.5/ 161	W	▲
5/16	@ IND	73-65	+5.5/ 165	W	↓
5/18	MIN	86-75	+5/ 158	W	▲
5/21	@ WAS	72-101	+3/ 159	L	▲
5/23	@ CHI	93-85	+5.5/ 165	W	▲
5/24	DAL	88-81	pk/ 169.5	W	↓
5/29	ATL	87-90	-2.5/ 169	L	▲
6/3	LV	82-94	+9/ 170.5	L	▲
6/5	@ CON	64-85	+9.5/ 158.5	L	↓
6/13	@ PHX	85-83	+7/ 160	W	▲
6/15	@ LV	78-100	+14.5/ 172.5	L	▲
6/17	@ LV	76-103	+16/ 173	L	▲
6/20	@ LA	76-73	+2.5/ 160.5	W	↓
6/22	CHI	72-92	+6.5/ 171	L	↓
6/24	CHI	68-91	+7/ 171	L	↓
6/26	@ ATL	101-78	+5/ 170	W	▲
6/29	@ ATL	69-73	+3.5/ 170.5	L	↓
7/3	WAS	82-79	-1.5/ 166.5	W	↓
7/5	DAL	99-96	+5.5/ 166.5	W	▲
7/9	@ IND	69-82	-3.5/ 164	L	↓
7/11	CON	54-71	+8.5/ 157	L	↓
8/15	@ MIN	78-88	+6.5/ 163	L	▲
8/18	SEA	83-79	-2/ 157	W	▲
8/20	SEA	83-99	+8.5/ 164.5	L	▲
8/22	LA	83-86	-3/ 154.5	L	▲
8/25	PHX	79-106	+6.5/ 162.5	L	▲
8/27	PHX	64-80	+3.5/ 166	L	↓
8/31	@ MIN	66-74	+8/ 164.5	P	↓
9/2	@ SEA	75-85	+12/ 163.5	W	↓
9/11	@ DAL	76-77	+4.5/ 158.5	W	↓
9/15	@ CON	69-98	+12.5/ 147.5	L	▲
9/17	WAS	91-80	+1.5/ 163	W	▲
9/23	@ PHX	82-83	+10/ 165	W	P

**Bold - won game SU / Gray - Play-off game**

2020	OPP	SCORE	LINE	ATS	O/U
7/25	SEA	71-87	+14.5/ 154.5	L	▲
7/29	@ DAL	80-93	+4.5/ 166	L	▲
7/31	@ ATL	78-84	+5/ 168.5	L	↓
8/2	PHX	67-96	+11/ 169.5	L	↓
8/5	MIN	66-92	+6.5/ 157	L	▲
8/7	@ WAS	74-66	+16.5/ 167	W	↓
8/9	LV	76-78	+13.5/ 164	W	↓
8/11	@ LA	78-93	+13/ 160.5	L	▲
8/13	IND	79-86	+6.5/ 163.5	L	▲
8/15	@ MIN	64-94	+7.5/ 154.5	L	▲
8/18	@ SEA	64-105	+19/ 158	L	▲
8/20	CHI	85-101	+15.5/ 166	L	▲
8/22	@ CON	65-82	+12/ 163	L	↓
8/25	@ CHI	101-99	+17.5/ 169.5	W	▲
8/29	@ LV	63-80	+17/ 169	P	↓
9/1	CON	65-70	+11.5/ 156.5	W	↓
9/3	ATL	56-62	+6.5/ 165.5	W	↓
9/5	@ PHX	67-83	+12.5/ 167.5	L	↓
9/8	LA	70-96	+13.5/ 161	L	▲
9/10	@ IND	75-85	+5.5/ 165.5	L	↓
9/12	WAS	58-75	+8/ 156.5	L	↓
9/13	DAL	79-82	+10.5/ 161	W	P

Teams were listed H/A in '20 but games †( wubble)

Date	Team	Line	O/U	Score	SU	ATS	O/U
5/7	Connecticut						
5/11	@ Chicago						
5/13	Indiana						
5/15	Dallas						
5/17	Connecticut						
5/24	@ New York						
5/27	@ Seattle						
5/29	@ Seattle						
6/1	Indiana						
6/3	@ Washington						
6/5	Minnesota						
6/7	Minnesota						
6/10	@ Indiana						
6/12	Chicago						
6/16	Washington						
6/29	Seattle						
6/22	@ Connecticut						
6/24	@ Atlanta						
6/30	Atlanta						
7/3	@ Los Angeles						
7/6	@ Las Vegas						
7/7	@ Phoenix						
7/12	Las Vegas						
7/14	Las Vegas						
7/19	@ Connecticut						
7/21	@ Washington						
7/23	Chicago						
7/29	@ Chicago						
7/31	Phoenix						
8/2	Los Angeles						
8/3	Los Angeles						
8/6	@ Phoenix						
8/8	@ Dallas						
8/10	@ Dallas						
8/12	@ Atlanta						
8/14	Atlanta						

# PHOENIX MERCURY • Coach Vanessa Nygaard (1<sup>st</sup> year)

## ROSTER • RETURNING PRODUCTION • L5Y RECORDS

Player	Ret	MP	G	GS	PTS	2P%	2PA	3P%	3PA	FT%	FTA	RRB (O-D)	AST	STL	TOV	BLK	PF
Skylar Diggins-Smith	Y	1040	32	32	566	49.2%	258	37.0%	135	81.8%	198	101 (17-84)	168	34	82	25	71
Brianna Turner	Y	994	32	32	249	55.7%	194	0.0%	1	71.7%	46	302 (78-224)	56	24	47	42	70
Brittney Griner	Y	983	30	30	615	57.8%	422	44.4%	9	84.6%	136	284 (71-213)	80	12	66	58	72
Kia Nurse	Y	835	32	32	304	36.8%	106	35.3%	167	79.0%	62	113 (14-99)	56	17	48	2	72
Shey Peddy	Y	560	32	5	172	50.7%	67	33.3%	81	92.0%	25	75 (24-51)	79	29	31	3	33
Sophie Cunningham	Y	524	30	4	169	47.4%	57	41.0%	78	70.4%	27	60 (9-51)	32	14	16	7	56
Diana Taurasi	Y	455	16	16	243	41.4%	70	33.9%	121	86.1%	72	71 (3-68)	79	3	47	9	38
<i>Kia Vaughn (to Atl)</i>		441	28	2	130	44.7%	132	0.0%	1	60.0%	20	76 (23-53)	36	5	36	6	44
<i>Megan Walker (to Atl)</i>		426	29	7	131	35.6%	73	26.7%	75	63.3%	30	39 (6-33)	25	5	23	8	52
<i>Alanna Smith (to Ind)</i>		117	18	0	21	30.8%	13	19.0%	21	25.0%	4	24 (5-19)	10	7	6	6	10
<i>Bria Hartley (to Ind)</i>		51	6	0	22	55.6%	9	57.1%	7		0	4 (2-2)	5	1	5	0	1
<i>Cierra Burdick</i>		19	4	0	4	50.0%	4		0		0	7 (3-4)	3	1	1	1	2
<i>Haley Gorecki (to Ind)</i>		6	3	0	0		0	0.0%	1		0	2 (0-2)	0	0	1	0	0
<b>2020 Team Totals</b>		<b>6451</b>	<b>292</b>	<b>160</b>	<b>2626</b>	<b>50.1%</b>	<b>1405</b>	<b>34.6%</b>	<b>697</b>	<b>79.8%</b>	<b>620</b>	<b>1158 (255-903)</b>	<b>629</b>	<b>152</b>	<b>409</b>	<b>167</b>	<b>521</b>
<b>2020 Opponents Totals</b>		-	-	-	<b>2544</b>	<b>45.9%</b>	<b>1608</b>	<b>32.2%</b>	<b>705</b>	<b>81.3%</b>	<b>476</b>	<b>1116 (300-816)</b>	<b>546</b>	<b>219</b>	<b>322</b>	<b>108</b>	<b>583</b>
<b>Additions</b>																	
Tina Charles (from Was)		900	27	27	631	47.8%	393	36.5%	137	82.0%	128	258 (73-185)	57	25	59	23	63
Diamond DeShields (from Chi)		860	32	22	361	42.5%	233	30.0%	80	82.0%	111	112 (13-99)	75	38	60	12	101
Jantel Lavender (from Ind)		539	27	14	174	42.9%	168	20.0%	20	90.0%	20	105 (46-59)	41	0	37	4	48
Emma Cannon (from Ind)		220	12	6	83	49.2%	65	21.4%	14	71.4%	14	54 (18-36)	12	5	24	2	29
Leaonna Odom (from NY)		217	18	0	56	57.1%	28	29.4%	17	75.0%	12	21 (11-10)	8	5	10	5	25
Kristine Anigwe (from LA)		106	7	1	27	39.1%	23		0	56.3%	16	27 (10-17)	5	4	10	1	21
Emma Cannon (from Con)		58	5	0	21	44.4%	9	50.0%	8	50.0%	2	15 (5-10)	4	0	5	1	10
Kiana Williams (from Sea)		35	10	0	4	0.0%	1	16.7%	6	100.0%	1	4 (0-4)	2	1	2	0	3
Kristine Anigwe (from Dal)		30	3	0	7	50.0%	6		0	50.0%	2	6 (1-5)	0	1	2	0	7

### 2022 RETURNING PRODUCTION

Starts	MP	Pts	Reb	Ast	Stl
<b>94.4%</b>	<b>83.6%</b>	<b>88.3%</b>	<b>86.9%</b>	<b>87.4%</b>	<b>87.5%</b>



### Runner-up

Coach	Brondello	Brondello	Brondello	Brondello	Brondello
Finish - *P-offs	<b>#4-W*</b>	<b>#5-W*</b>	<b>#5-W*</b>	<b>#2-W*</b>	<b>#3-W*</b>
Season	<b>2021</b>	<b>2020</b>	<b>2019</b>	<b>2018</b>	<b>2017</b>
SU	25-18 (58.1%)	14-10 (58.3%)	15-20 (42.9%)	24-17 (58.5%)	20-19 (51.3%)
PPG diff	1.6	1.8	-1.9	2.9	-0.4
ATS	24-18-1 (57.1%)	13-11 (54.2%)	16-17-2 (48.5%)	25-15-1 (0.635)	20-19 (51.3%)
O/U	21-22 (48.8%)	13-11 (54.2%)	16-19 (45.7%)	23-17-1 (57.5%)	21-17-1 (55.3%)
SU H	10-11 (47.6%)	wubble	9-8 (43.7%)	12-8 (47.4%)	10-9 (47.4%)
PPG H diff	-1.2		1.2	3.5	4.6
ATS H	9-11-1 (45.0%)		7-9-1 (43.7%)	9-10-1 (47.4%)	9-10 (47.4%)
O/U H	9-12 (42.9%)		8-9 (47.1%)	11-8-1 (57.9%)	8-10-1 (44.4%)
SU A	15-7 (68.2%)	14-10 (58.3%)	6-12 (33.3%)	12-9 (57.1%)	10-10 (50.0%)
PPG A diff	4.2	1.8	-4.9	2.3	-5
ATS A	15-7 (68.2%)	13-11 (54.2%)	9-8-1 (52.9%)	16-5-0 (76.2%)	11-9 (55.0%)
O/U A	12-10 (54.5%)	13-11 (54.2%)	8-10 (44.4%)	12-9-0 (57.1%)	13-7 (65.0%)

# PHOENIX MERCURY

## 2020 & '21 LOGS • 2022 SCHEDULE

2021	OPP	SCORE	LINE	ATS	O/U
5/14	@ MIN	77-75	+1/ 164	W	↓
5/16	@ CON	78-86	+1/ 161.5	L	▲
5/18	@ WAS	91-70	-3.5/ 163	W	↓
5/21	CON	67-84	-3/ 161.5	L	↓
5/26	LV	79-85	+6/ 167	P	↓
5/29	@ DAL	89-85	-1/ 168.5	W	▲
6/1	@ CHI	84-83	+1.5/ 162.5	W	▲
6/3	CHI	77-74	-1.5/ 164.5	W	↓
6/8	DAL	81-85	-2/ 165.5	L	▲
6/11	DAL	59-77	-2.5/ 167.5	L	↓
6/13	NY	83-85	-7/ 160	L	▲
6/16	@ LA	80-85	-5.5/ 153.5	L	▲
6/18	@ LA	80-66	-4/ 155	W	↓
6/27	LA	88-79	-7/ 156	W	▲
6/30	MIN	76-82	-3/ 165.5	L	↓
7/3	MIN	68-99	-5/ 165	L	▲
7/7	@ LV	99-90	+10.5/ 173	W	▲
7/9	SEA	85-77	+7/ 164	W	↓
7/11	@ SEA	75-82	+9/ 162	W	↓
8/15	ATL	92-81	-6/ 163.5	W	▲
8/17	IND	84-80	-10/ 160.5	L	▲
8/19	WAS	77-64	-4/ 167.5	W	↓
8/21	@ ATL	84-69	-5.5/ 164.5	W	↓
8/25	@ NY	106-79	-6.5/ 162.5	W	▲
8/27	@ NY	80-64	-3.5/ 166	W	↓
8/31	CHI	103-83	-1.5/ 166.5	W	▲
9/4	@ IND	87-65	-7.5/ 160.5	W	↓
9/6	@ IND	86-81	-11/ 159.5	L	▲
9/8	@ ATL	76-75	-4/ 155	L	↓
9/11	CON	67-76	+3.5/ 148.5	L	↓
9/17	@ SEA	85-94	-2.5/ 157	L	▲
9/19	LV	83-84	+3.5/ 168	W	↓
9/23	NY	83-82	-10/ 165	L	P
9/26	@ SEA	85-80	-4/ 159.5	W	▲
9/28	@ LV	90-96	+6.5/ 169.5	W	▲
9/30	@ LV	117-91	+6/ 170.5	W	▲
10/3	LV	87-60	+2/ 173	W	↓
10/6	LV	76-93	-1/ 171.5	L	↓
10/8	@ LV	87-84	+5.5/ 169	W	▲
10/10	CHI	77-91	-2.5/ 167.5	L	▲
10/13	CHI	91-86	-4.5/ 169	W	▲
10/15	@ CHI	50-86	+3/ 165	L	↓
10/17	@ CHI	74-80	+4.5/ 164	L	↓

Bold - won game SU / Gray - Play-off game

2020	OPP	SCORE	LINE	ATS	O/U
7/25	LA	76-99	+3.5/ 156	L	▲
7/29	@ IND	100-106	-5/ 164	L	▲
7/31	LV	102-95	+7/ 176	W	▲
8/2	@ NY	96-67	-11/ 169.5	W	↓
8/4	@ ATL	81-74	-6.5/ 177.5	W	↓
8/6	CHI	96-86	+4.5/ 176.5	W	▲
8/8	@ SEA	68-74	+5/ 166.5	L	↓
8/10	@ DAL	91-79	-3.5/ 165	W	▲
8/12	@ CHI	71-89	+5/ 175.5	L	↓
8/14	ATL	96-80	-9/ 168.5	W	▲
8/16	DAL	89-95	-9/ 165	L	▲
8/19	@ LA	74-83	+5.5/ 168.5	L	↓
8/21	MIN	80-90	-2/ 164	L	▲
8/23	@ WAS	88-87	-4.5/ 167	L	▲
8/28	WAS	94-72	-2.5/ 169.5	W	↓
8/30	@ MIN	83-79	+4.5/ 164.5	W	↓
9/1	@ LV	92-85	+8.5/ 170.5	W	▲
9/3	IND	105-81	-7/ 173.5	W	▲
9/5	NY	83-67	-12.5/ 167.5	W	↓
9/7	CON	70-85	-2.5/ 165.5	L	↓
9/9	@ CON	100-95	-4/ 161.5	W	▲
9/11	SEA	60-83	+4.5/ 166.5	L	↓
9/15	WAS	85-84	-4.5/ 164.5	L	▲
9/17	@ MIN	79-80	+4.5/ 167.5	W	↓

Teams were listed H/A in '20 but games † (wublie)

Date	Team	Line	O/U	Score	SU	ATS	O/U
5/6	Las Vegas						
5/11	Seattle						
5/14	@ Seattle						
5/17	@ Las Vegas						
5/19	Dallas						
5/21	@ Las Vegas						
5/25	@ Los Angeles						
5/29	@ Atlanta						
5/31	@ Chicago						
6/3	Connecticut						
6/5	Los Angeles						
6/10	Atlanta						
6/12	@ Washington						
6/14	@ Washington						
6/15	@ Indiana						
6/17	@ Dallas						
6/21	Minnesota						
6/23	@ Minnesota						
6/25	@ Dallas						
6/27	Indiana						
6/29	Indiana						
7/2	@ Chicago						
7/4	@ Los Angeles						
7/7	New York						
7/12	@ Minnesota						
7/14	Washington						
7/17	Atlanta						
7/22	Seattle						
7/28	Los Angeles						
7/31	@ New York						
8/2	@ Connecticut						
8/4	@ Connecticut						
8/6	New York						
8/10	Minnesota						
8/12	Dallas						
8/14	Chicago						

# SEATTLE STORM • Coach Noelle Quinn (2<sup>nd</sup> year)

## ROSTER • RETURNING PRODUCTION • L5Y RECORDS

Player	Ret	MP	G	GS	PTS	2P%	2PA	3P%	3PA	FT%	FTA	RRB (O-D)	AST	STL	TOV	BLK	PF
Jewell Loyd	Y	962	31	31	555	44.8%	286	37.6%	173	88.9%	117	125 (24-101)	117	46	71	6	64
Breanna Stewart	Y	934	28	28	569	48.8%	299	33.6%	143	84.7%	157	268 (34-234)	76	33	46	48	51
Sue Bird	Y	832	30	30	299	45.3%	86	41.9%	160	83.3%	24	77 (8-69)	160	28	47	3	31
Mercedes Russell	Y	740	30	28	220	61.7%	149		0	76.6%	47	184 (50-134)	49	27	38	11	79
Stephanie Talbot	Y	538	30	9	171	53.8%	78	41.5%	65	75.0%	8	86 (12-74)	48	14	49	13	58
Ezi Magbegor	Y	456	30	3	200	50.3%	151	55.6%	9	84.6%	39	116 (46-70)	24	18	26	29	65
Epiphanny Prince	Y	416	29	2	167	40.2%	82	50.0%	50	89.7%	29	47 (10-37)	48	20	25	6	33
Kennedy Burke	Y	176	23	0	66	50.0%	38	33.3%	18	62.5%	16	19 (7-12)	7	6	11	3	13
Mikiah Herbert Harrigan	Y	1	1	0	0		0		0		0	0 (0-0)	0	0	0	0	0
<i>Katie Lou Samuelson (to LA)</i>		566	27	24	189	54.8%	84	35.1%	74	73.1%	26	95 (11-84)	46	18	30	7	45
<i>Jordin Canada (to LA)</i>		542	29	3	168	40.8%	130	21.4%	14	84.1%	63	66 (16-50)	88	21	31	4	29
<i>Candice Dupree</i>		260	16	2	94	44.4%	90	25.0%	4	100.0%	11	40 (8-32)	11	7	13	3	21
<i>Cierra Burdick</i>		35	7	0	3	25.0%	4		0	50.0%	2	12 (4-8)	3	2	2	2	4
<i>Kiana Williams (to Phx)</i>		35	10	0	4	0.0%	1	16.7%	6	100.0%	1	4 (0-4)	2	1	2	0	3
<i>Karlie Samuelson</i>		32	3	0	9	100.0%	2	12.5%	8	100.0%	2	1 (0-1)	2	0	3	0	1
<b>2020 Team Totals</b>		<b>6525</b>	<b>324</b>	<b>160</b>	<b>2714</b>	<b>46.3%</b>	<b>1480</b>	<b>38.0%</b>	<b>724</b>	<b>83.9%</b>	<b>542</b>	<b>1140 (230-910)</b>	<b>681</b>	<b>241</b>	<b>394</b>	<b>135</b>	<b>497</b>
<b>2020 Opponents Totals</b>		-	-	-	<b>2572</b>	<b>45.9%</b>	<b>1608</b>	<b>32.2%</b>	<b>705</b>	<b>81.5%</b>	<b>496</b>	<b>1117 (248-869)</b>	<b>622</b>	<b>208</b>	<b>413</b>	<b>116</b>	<b>548</b>
<b>Additions</b>																	
Briann January (from Con)		877	29	29	202	45.8%	96	38.0%	71	86.8%	38	42 (9-33)	89	25	52	4	58

### 2022 RETURNING PRODUCTION

Starts	MP	Pts	Reb	Ast	Stl
<b>81.9%</b>	<b>77.5%</b>	<b>82.8%</b>	<b>80.9%</b>	<b>77.7%</b>	<b>79.7%</b>



		CHAMPION		CHAMPION	
Coach	Hughes/ Quinn	Kloppenburg	Hughes	Hughes	Boucek/Kloppenburg
Finish - *P-offs	#3-W*	(t)#1-W*	(t)#3-W*	#1-W*	#5-W*
Season	2021	2020	2019	2018	2017
SU	21-12 (63.6%)	24-4 (85.7%)	19-17 (52.8%)	32-10 (76.2%)	15-20 (42.9%)
PPG diff	4.2	12.3	-0.6	6.8	-0.3
ATS	11-22 (33.3%)	18-9-1 (66.7%)	19-16-1 (54.3%)	24-16-2 (60.0%)	14-21 (40.0%)
O/U	16-17 (48.5%)	16-12 (57.1%)	15-21 (41.7%)	19-21-2 (47.5%)	21-14 (60.0%)
SU H	11-6 (64.7%)	wubble	12-6 (58.8%)	18-4 (47.6%)	10-7 (41.2%)
PPG H diff	3.2		3.1	6.6	2.3
ATS H	4-13 (23.5%)		10-7-1 (58.8%)	10-11-1 (47.6%)	7-10 (41.2%)
O/U H	10-7 (58.8%)		9-9 (50.0%)	8-13-1 (38.1%)	10-7 (58.8%)
SU A	10-6 (0.635)	24-4 (85.7%)	7-11 (38.9%)	14-6 (70.0%)	5-13 (27.8%)
PPG A diff	5.2	12.3	-4.4	6.8	-2.8
ATS A	7-9 (43.7%)	18-9-1 (66.7%)	9-9 (50.0%)	14-5-1 (73.7%)	7-11 (38.9%)
O/U A	6-10 (37.5%)	16-12 (57.1%)	6-12 (33.3%)	11-8-1 (57.9%)	11-7 (61.1%)



# SEATTLE STORM

## 2020 & '21 LOGS • 2022 SCHEDULE

2021	OPP	SCORE	LINE	ATS O/U
5/15	LV	97-83	+1/ 166.5	W ▲
5/18	LV	80-96	-1.5/ 167.5	L ▲
5/20	@ MIN	90-78	-4.5/ 164.5	W ▲
5/22	@ DAL	100-97	-7.5/ 169.5	L ▲
5/25	CON	90-87	-3.5/ 161.5	L ▲
5/28	MIN	82-72	-6/ 166.5	W ↓
6/1	IND	88-73	-15.5/ 170	L ↓
6/4	DAL	105-102	-9.5/ 172.5	L ▲
6/6	DAL	67-68	-9/ 178.5	L ↓
6/9	@ ATL	95-71	-8.5/ 171	W ↓
6/11	@ ATL	86-75	-9.5/ 171	W ↓
6/13	@ CON	89-66	-5/ 157	W ↓
6/15	@ IND	87-70	-15.5/ 166.5	W ↓
6/17	@ IND	79-69	-16.5/ 164	L ↓
6/22	WAS	83-87	-13.5/ 167.5	L ▲
6/27	@ LV	92-95	+2.5/ 170.5	L ▲
7/2	ATL	91-88	-15.5/ 166.5	L ▲
7/4	@ LA	84-74	-11.5/ 159.5	L ↓
7/7	LA	71-62	-15/ 158	L ↓
7/9	@ PHX	77-85	-7/ 164	L ↓
7/11	PHX	82-75	-9/ 162	L ↓
8/12	CON	79-57	+2/ 154	W ↓
8/15	@ CHI	85-87	+6.5/ 160.5	W ▲
8/18	@ NY	79-83	+2/ 157	L ▲
8/20	@ NY	99-83	-8.5/ 164.5	W ▲
8/22	@ WAS	85-78	-8/ 167.5	L ↓
8/24	@ MIN	70-76	-4/ 165.5	L ↓
8/27	CHI	69-73	-6/ 167	L ↓
8/29	CHI	75-107	-6.5/ 164	L ▲
9/2	NY	85-75	-12/ 163.5	L ↓
9/7	WAS	105-71	-10/ 163.5	W ▲
9/12	@ LA	53-81	-6/ 152	L ↓
9/17	PHX	94-85	+2.5/ 157	W ▲
9/26	PHX	80-85	+4/ 159.5	L ▲

Bold - won game SU / Gray - Play-off game

2020	OPP	SCORE	LINE	ATS O/U
7/25	@ NY	87-71	-14.5/ 154.5	W ▲
7/28	MIN	90-66	-9.5/ 156.5	W ↓
7/30	@ WAS	71-89	-7.5/ 174	L ↓
8/1	LA	81-75	-4.5/ 163	W ↓
8/4	CON	87-74	-10.5/ 156	W ▲
8/6	@ ATL	93-92	-11/ 157.5	L ▲
8/8	PHX	74-68	-5/ 166.5	W ↓
8/10	CHI	89-71	-4.5/ 170	W ↓
8/12	ATL	100-63	-13.5/ 159	W ▲
8/14	@ DAL	83-65	-13.5/ 157	W ↓
8/16	@ CON	95-72	-9.5/ 156	W ▲
8/18	NY	105-64	-19/ 158	W ▲
8/20	@ IND	84-90	-17/ 163	L ▲
8/22	@ LV	74-82	-5/ 165.5	L ↓
8/25	IND	87-74	-15/ 164.5	L ↓
8/29	@ CHI	88-74	-6.5/ 167	W ↓
9/2	WAS	71-64	-15/ 160	L ↓
9/4	@ LA	90-89	-6.5/ 161	L ▲
9/6	@ MIN	103-88	-7/ 161	W ▲
9/9	DAL	107-95	-12.5/ 166	L ▲
9/11	@ PHX	83-60	-4.5/ 166.5	W ↓
9/13	LV	84-86	+2/ 165.5	P ▲
9/22	MIN	88-86	-9/ 163	L ▲
9/24	MIN	89-79	-8/ 164	W ▲
9/27	@ MIN	92-71	-8.5/ 165	W ↓
10/2	@ LV	93-80	-6/ 164	W ▲
10/4	@ LV	104-91	-7/ 167	W ▲
10/6	LV	92-59	-7.5/ 171.5	W ↓

Teams were listed H/A in '20 but games † ( wubble)

Date	Team	Line	O/U	Score	SU	ATS	O/U
5/6	Minnesota						
5/8	@ Las Vegas						
5/11	@ Phoenix						
5/14	Phoenix						
5/18	Chicago						
5/20	Los Angeles						
5/27	New York						
5/29	New York						
6/3	Dallas						
6/5	Connecticut						
6/7	Atlanta						
6/10	@ Dallas						
6/12	@ Dallas						
6/14	@ Minnesota						
6/17	@ Connecticut						
6/19	@ New York						
6/23	Washington						
6/25	Los Angeles						
6/29	Las Vegas Aces						
7/1	Indiana						
7/3	@ Atlanta						
7/5	@ Indiana						
7/7	@ Los Angeles						
7/12	Dallas						
7/17	Indiana						
7/20	@ Chicago						
7/22	@ Phoenix						
7/24	Atlanta						
7/28	@ Connecticut						
7/30	@ Washington						
7/31	@ Washington						
8/3	Minnesota						
8/7	Las Vegas						
8/9	@ Chicago						
8/12	@ Minnesota						
8/14	@ Las Vegas						

# WASHINGTON MYSTICS • Mike Thibault (10<sup>th</sup> yr here/ 20<sup>th</sup> overall)

## ROSTER • RETURNING PRODUCTION • L5Y RECORDS

Player	Ret	MP	G	GS	PTS	2P%	2PA	3P%	3PA	FT%	FTA	RRB (O-D)	AST	STL	TOV	BLK	PF
Ariel Atkins	Y	918	30	30	486	44.8%	212	35.9%	184	83.1%	118	83 (34-49)	79	48	61	16	96
Natasha Cloud	Y	852	27	27	234	48.7%	113	27.4%	95	83.6%	55	98 (11-87)	174	37	59	4	62
Myisha Hines-Allen	Y	462	18	17	232	43.7%	174	31.7%	41	73.2%	56	126 (32-94)	45	24	32	11	45
Erica McCall	Y	356	23	6	94	50.7%	73	0.0%	1	62.5%	32	99 (33-66)	13	7	20	9	46
Shatori Walker-Kimbrough	Y	346	16	13	118	60.4%	53	32.0%	25	85.7%	35	23 (4-19)	16	12	19	4	27
Megan Gustafson	Y	109	11	1	44	63.3%	30	0.0%	2	66.7%	9	40 (11-29)	0	2	9	1	10
Elena Delle Donne	Y	52	3	3	41	45.5%	22	60.0%	5	100.0%	12	13 (3-10)	2	0	2	1	2
<i>Tina Charles (to Phx)</i>		900	27	27	631	47.8%	393	36.5%	137	82.0%	128	258 (73-185)	57	25	59	23	63
<i>Leilani Mitchell</i>		725	31	12	197	36.8%	38	35.7%	140	82.6%	23	61 (11-50)	77	15	35	2	46
<i>Sydney Wiese</i>		578	27	8	119	37.5%	48	29.1%	79	77.8%	18	36 (5-31)	43	10	27	0	20
<i>Theresa Plaisance (to LV)</i>		559	31	11	199	41.9%	86	30.2%	116	81.5%	27	135 (21-114)	42	25	37	21	68
<i>Shavonte Zellous</i>		442	28	5	121	45.2%	73	24.4%	41	80.6%	31	66 (16-50)	44	11	23	6	48
<i>Kiara Leslie</i>		86	9	0	25	35.3%	17	28.6%	7	87.5%	8	20 (2-18)	2	4	4	0	11
<i>Stella Johnson</i>		31	6	0	12	33.3%	3	40.0%	5	100.0%	4	3 (3-0)	2	0	5	1	7
<i>Jillian Alleyne</i>		8	2	0	0	0.0%	2		0		0	4 (1-3)	0	1	0	0	0
<b>2020 Team Totals</b>		<b>6424</b>	<b>289</b>	<b>160</b>	<b>2553</b>	<b>46.4%</b>	<b>1337</b>	<b>32.8%</b>	<b>878</b>	<b>80.8%</b>	<b>556</b>	<b>1065 (260-805)</b>	<b>596</b>	<b>221</b>	<b>392</b>	<b>99</b>	<b>551</b>
<b>2020 Opponents Totals</b>		-	-	-	<b>2676</b>	<b>50.0%</b>	<b>1497</b>	<b>37.6%</b>	<b>649</b>	<b>80.2%</b>	<b>556</b>	<b>1176 (248-928)</b>	<b>618</b>	<b>225</b>	<b>431</b>	<b>115</b>	<b>557</b>
<b>Additions</b>																	
Elizabeth Williams (from Atl)		761	32	32	187	51.6%	155		0	50.9%	53	157 (63-94)	38	36	25	43	60
Tianna Hawkins (from Atl)		433	28	8	137	56.7%	60	24.2%	66	91.3%	23	87 (14-73)	17	11	32	14	62
Linnae Harper (from Min)		5	1	0	0		0		0		0	1 (0-1)	0	0	0	0	2
S Walker-Kimbrough (from Con)		4	1	0	0		0		0		0	1 (0-1)	0	0	1	1	1

2022 RETURNING PRODUCTION					
Starts	MP	Pts	Reb	Ast	Stl
60.6%	48.2%	48.9%	45.3%	55.2%	58.8%



	CHAMPION		Runner-up		
Coach	Thibault	Thibault	Thibault	Thibault	Thibault
Finish - *P-offs	(t)#3-E	#3-E*	#1-E*	#2-E*	#3-E*
Season	2021	2020	2019	2018	2017
SU	12-20 (37.5%)	9-14 (39.1%)	31-11 (73.8%)	25-17 (59.5%)	20-19 (51.3%)
PPG diff	-3.8	-1.5	9.4	3	0.2
ATS	15-16-1 (48.4%)	11-12 (47.8%)	23-19 (54.8%)	22-19-1 (53.7%)	17-21-1 (44.7%)
O/U	17-15 (53.1%)	9-14 (39.1%)	25-15-2 (0.635)	20-22 (47.6%)	18-21 (46.2%)
SU H	8-8 (50.0%)	wubble	18-4 (63.6%)	13-7 (45.0%)	12-7 (50.0%)
PPG H diff	-0.4		14.6	5.1	2
ATS H	9-6-1 (60.0%)		14-8 (63.6%)	9-11 (45.0%)	9-9-1 (50.0%)
O/U H	7-9 (43.8%)		14-7-1 (66.7%)	10-10 (50.0%)	9-10 (47.4%)
SU A	4-12 (25.0%)	9-14 (39.1%)	13-7 (65.0%)	12-10 (54.5%)	8-12 (40.0%)
PPG A diff	-7.2	-1.5	3.8	1.1	-1.5
ATS A	6-10 (37.5%)	11-12 (47.8%)	9-11 (45.0%)	13-8-1 (61.9%)	8-12 (40.0%)
O/U A	10-6 (0.635)	9-14 (39.1%)	11-8-1 (57.9%)	10-12 (45.5%)	9-11 (45.0%)

# WASHINGTON MYSTICS

## 2020 & 2021 LOGS PLUS THE 2022 SCHEDULE

2021	OPP	SCORE	LINE	ATS	O/U
5/15	CHI	56-70	+2.5/ 165.5	L	↓
5/18	PHX	70-91	+3.5/ 163	L	↓
5/21	NY	<b>101-72</b>	<b>-3/ 159</b>	W	▲
5/23	@ IND	77-89	-2.5/ 161	L	▲
5/25	@ IND	<b>85-69</b>	<b>-2.5/ 161</b>	W	↓
5/28	@ CON	81-86	+7.5/ 156	W	▲
6/5	LV	93-96	+7.5/ 167	W	▲
6/8	MIN	<b>85-81</b>	<b>+2/ 165</b>	W	▲
6/10	LA	<b>89-71</b>	<b>-6.5/ 158</b>	W	▲
6/13	@ ATL	78-101	-4/ 167	L	▲
6/17	ATL	<b>96-93</b>	<b>+1/ 164.5</b>	W	▲
6/19	IND	<b>82-77</b>	<b>-9.5/ 165</b>	L	↓
6/22	@ SEA	<b>87-83</b>	<b>+13.5/ 167.5</b>	W	▲
6/24	@ LA	82-89	-3.5/ 156.5	L	▲
6/26	@ DAL	74-85	+6/ 167.5	L	↓
6/29	CON	71-90	+6.5/ 158	L	▲
7/3	@ NY	79-82	+1.5/ 166.5	L	↓
7/10	@ CHI	<b>89-85</b>	<b>+9/ 169</b>	W	▲
8/15	@ LV	83-84	+11.5/ 174	W	↓
8/17	@ LV	83-93	+9.5/ 172.5	L	▲
8/19	@ PHX	64-77	+4/ 167.5	L	↓
8/22	SEA	78-85	+8/ 167.5	W	↓
8/24	LA	<b>78-68</b>	<b>-2.5/ 157</b>	W	↓
8/26	DAL	77-82	-4.5/ 162.5	L	↓
8/28	DAL	<b>76-75</b>	<b>+1/ 161</b>	W	↓
8/31	CON	75-85	+10/ 148.5	P	▲
9/4	@ MIN	75-93	+7.5/ 159.5	L	▲
9/7	@ SEA	71-105	+10/ 163.5	L	▲
9/10	ATL	<b>82-74</b>	<b>-5/ 156.5</b>	W	↓
9/12	@ CHI	<b>79-71</b>	<b>+8.5/ 166.5</b>	W	↓
9/17	@ NY	80-91	-1.5/ 163	L	▲
9/19	MIN	77-83	+5.5/ 164.5	L	↓

**Bold - won game SU / Gray - Play-off game**

2020	OPP	SCORE	LINE	ATS	O/U
7/25	IND	<b>101-76</b>	<b>+1/ 157.5</b>	W	▲
7/28	@ CON	<b>94-89</b>	<b>-3/ 166.5</b>	W	▲
7/30	SEA	<b>89-71</b>	<b>+7.5/ 174</b>	W	↓
8/1	@ CHI	86-88	-4/ 178.5	L	↓
8/5	LV	77-83	-2.5/ 176	L	↓
8/7	NY	66-74	-16.5/ 167	L	↓
8/9	@ IND	84-91	-4/ 167.5	L	▲
8/11	@ MIN	48-68	-1.5/ 160.5	L	↓
8/13	LA	64-81	+7.5/ 162	L	↓
8/15	@ LV	73-88	+9/ 162	L	↓
8/19	ATL	<b>98-91</b>	<b>-7/ 160</b>	P	▲
8/21	@ DAL	92-101	+3.5/ 160	L	▲
8/23	PHX	87-88	+4.5/ 167	W	▲
8/28	@ PHX	72-94	+2.5/ 169.5	L	↓
8/30	CON	63-76	+7/ 161	L	↓
9/2	@ SEA	64-71	+15/ 160	W	↓
9/4	CHI	<b>79-69</b>	<b>+8.5/ 166</b>	W	↓
9/6	DAL	94-101	-1/ 161	L	▲
9/8	MIN	<b>89-86</b>	<b>+8/ 158.5</b>	W	▲
9/10	@ LA	<b>80-72</b>	<b>+8/ 162</b>	W	↓
9/12	@ NY	75-58	-8/ 156.5	W	↓
9/13	@ ATL	<b>85-78</b>	<b>-6/ 164</b>	W	↓
9/15	@ PHX	84-85	+4.5/ 164.5	W	▲


Teams were listed H/A in '20 but games † (wubble)

Date	Team	Line	O/U	Score	SU	ATS	O/U
5/6	Indiana						
5/8	@ Minnesota						
5/10	Las Vegas						
5/13	Dallas						
5/17	@ Dallas						
5/20	@ Atlanta						
5/22	Chicago						
5/24	Atlanta						
5/28	@ Connecticut						
5/31	@ Indiana						
6/3	New York						
6/5	@ Chicago						
6/8	Chicago						
6/10	@ Minnesota						
6/12	Phoenix						
6/14	Phoenix						
6/16	@ New York						
6/19	Connecticut						
6/21	@ Los Angeles						
6/23	@ Seattle						
6/25	@ Las Vegas						
6/28	Atlanta						
7/3	@ Connecticut						
7/6	@ Atlanta						
7/12	@ Los Angeles						
7/14	@ Phoenix						
7/17	Minnesota						
7/21	New York						
7/28	@ Dallas						
7/30	Seattle						
7/31	Seattle						
8/2	Las Vegas						
8/5	@ Chicago						
8/7	Los Angeles						
8/12	@ Indiana						
8/14	Indiana						

# HEY WNBA FANS

# HEY MMBV LVM?

## LOOKING FOR THE FASTEST FREE LINE UPDATE



***GO TO WAGERTALK.COM***  
***wt.buzz/odds***

**Includes: 1st Half, 2<sup>nd</sup> Half, Quarter Lines,  
Money Lines & Team Totals**

**WAGERTALK**

HOME DEALS EXPERTS BUY PICKS PICK YOUR TEAM FREE PICKS YESTERDAY'S PLAYS SPORTSBOOKS NEWS LIVE ODDS VIDEOS LOGOUT

7/9/2021 Game | 1st Half | 2nd Half | 1Q | 2Q | 3Q | 4Q  
Default | Spreads | Moneylines | Team-Totals | Totals | 3-Way Clear

Time	Gm#	Teams	Score	Tickets	Money	Open	Circa	Westgate	South Point	Draft Kings	Caesars	WynnBET	Pinnacle	BetOnline	Heritage	Consensus	Bookma
WNBA - Friday, July 9th																	
07/09	613	Atlanta	72				158½	159½	160	160		160		159o-16	159½	159½	159½
4:00p	614	Connecticut	84 Final				-16	-14	-14	-14		-14		-14½-104	-13½	-14	-14
07/09	615	New York	69				-1-115	-3%	-3%	-3%		-3%		-3%-102	-3%	-3%	-3%
4:00p	616	Indiana	82 Final				160	164	163½	164½		164		164o-09	164	164	164
07/09	617	Seattle	77				-5%	-7	-7	-7		-7		-7½-108	-7-120	-7	-7
6:00p	618	Phoenix	85 Final				168½	164	164½	164½		164½		164o-16	164u-20	163½	164
07/09	619	Minnesota	77				172%	172	173	172		172		172o-14	171u-15	171½	172
7:30p	620	Las Vegas	67 Final				-6%	-5	-5	-4%		-5		-4%-113	-4%	-4%	-4%
MAJOR LEAGUE BASEBALL - Friday, July 9th - NATIONAL LEAGUE -																	



# WAGERTALK TV

Find out what over **96,200** subscribers already know!

**Bet On It • WagerTalk Today • The FirstPitch • PuckTime  
NBA Tip-Off Show • Stoppage Time • NFL Presidential Address  
Prop it Up • College Hoops Tip-Off • CFB Today & MORE...**

**WAGERTALK TODAY**  
APRIL 14TH, 2021

**TODAY'S SHOW**

**MLB (L30 DAYS) WHO'S HOT?**  
D. COXIN: 13-4-2  
S. MERRIL: 7-4-1  
GIANNI: 46-28-1

**HOT STREAKS**

**POWER: 50:41**

**W THE PREZ** **W TEDDY COVERS** **W KELLY STEWART**

**BET ON IT**  
POWERED BY WAGERTALK.COM

1:10:31



WagerTalk TV: Sports Picks and Betting Tips

96.2K subscribers

**THE NBA TIP-OFF SHOW**

**CARMINE BIANCO** **ANDREW MCINNIS** **BRYAN LEONARD**

**FIRST PITCH: JUNE 8, 2021** 29:50

**CARMINE BIANCO** **NICK BORRMAN**

**KEVIN DOLAN** **PAVLOS LAGURE** 39:51

**WITH DREW MARTIN**

**WAGERTALK**